

STANDARD CHINESE

A MODULAR APPROACH


STUDENT WORKBOOK

MODULE 3: MONEY

MODULE 4: DIRECTIONS

August 1979

**Copyright © 1980 by John H. T. Harvey, Lucille A. Barale,
Roberta S. Barry, and Thomas E. Madden**



PREFACE

Standard Chinese: A Modular Approach originated in an interagency conference held at the Foreign Service Institute in August 1973 to address the need generally felt in the U.S. Government language training community for improving and updating Chinese materials to reflect current usage in Beijing and Taipei.

The conference resolved to develop materials which were flexible enough in form and content to meet the requirements of a wide range of government agencies and academic institutions.

A Project Board was established consisting of representatives of the Central Intelligence Agency Language Learning Center, the Defense Language Institute, the State Department's Foreign Service Institute, the Cryptologic School of the National Security Agency, and the U.S. Office of Education, later joined by the Canadian Forces Foreign Language School. The representatives have included Arthur T. McNeill, John Hopkins, and John Boag (CIA); Colonel John F. Elder III, Joseph C. Hutchinson, Ivy Gibian, and Major Bernard Muller-Thym (DLI); James R. Frith and John B. Ratliff III (FSI); Kazuo Shitama (NSA); Richard T. Thompson and Julia Petrov (OE); and Lieutenant Colonel George Kozoriz (CFFLS).

The Project Board set up the Chinese Core Curriculum Project in 1974 in space provided at the Foreign Service Institute. Each of the six U.S. and Canadian government agencies provided funds and other assistance.

Gerard P. Kok was appointed project coordinator, and a planning council was formed consisting of Mr. Kok, Frances Li of the Defense Language Institute, Patricia O'Connor of the University of Texas, Earl M. Rickerson of the Language Learning Center, and James Wrenn of Brown University. In the fall of 1977, Lucille A. Barale was appointed deputy project coordinator. David W. Dellinger of the Language Learning Center and Charles R. Sheehan of the Foreign Service Institute also served on the planning council and contributed material to the project. The planning council drew up the original overall design for the materials and met regularly to review their development.

Writers for the first half of the materials were John H. T. Harvey, Lucille A. Barale, and Roberta S. Barry, who worked in close cooperation with the planning council and with the Chinese staff of the Foreign Service Institute. Mr. Harvey developed the instructional formats of the comprehension and production self-study materials, and also designed the communication-based classroom activities and wrote the teacher's guides. Lucille A. Barale and Roberta S. Barry wrote the tape scripts and the student text. By 1978 Thomas E. Madden and Susan C. Pola had joined the staff. Led by Ms. Barale, they have worked as a team to produce the materials subsequent to Module 6.

All Chinese language material was prepared or selected by Chuan O. Chao, Ying-chih Chen, Hsiao-jung Chi, Eva Diao, Jan Hu, Tsung-mi Li, and Yunhui C. Yang, assisted for part of the time by Chieh-fang Ou Lee, Ying-ming Chen, and Joseph Yu Hsu Wang. Anna Affholder, Mei-li Chen, and Henry Khuo helped in the preparation of a preliminary corpus of dialogues.


Administrative assistance was provided at various times by Vincent Basciano, Lisa A. Bowden, Jill W. Ellis, Donna Fong, Renee T. C. Liang, Thomas E. Madden, Susan C. Pola, and Kathleen Strype.

The production of tape recordings was directed by Jose M. Ramirez of the Foreign Service Institute Recording Studio. The Chinese script was voiced by Ms. Chao, Ms. Chen, Mr. Chen, Ms. Diao, Ms. Hu, Mr. Khuo, Mr. Li, and Ms. Yang. The English script was read by Ms. Barale, Ms. Barry, Mr. Basciano, Ms. Ellis, Ms. Pola, and Ms. Strype.

The graphics were produced by John McClelland of the Foreign Service Institute Audio-Visual staff, under the general supervision of Joseph A. Sadote, Chief of Audio-Visual.

Standard Chinese: A Modular Approach was field-tested with the cooperation of Brown University; the Defense Language Institute, Foreign Language Center; the Foreign Service Institute; the Language Learning Center; the United States Air Force Academy; the University of Illinois; and the University of Virginia.

Colonel Samuel L. Stapleton and Colonel Thomas G. Foster, Commandants of the Defense Language Institute, Foreign Language Center, authorized the DLIFLC support necessary for preparation of this edition of the course materials. This support included coordination, graphic arts, editing, typing, proofreading, printing, and materials necessary to carry out these tasks.



James R. Frith, Chairman
Chinese Core Curriculum Project Board

CONTENTS

Preface	iii
-------------------	-----

MODULE 3: MONEY

UNIT 1	
C-2 Workbook	1
P-2 Workbook	3
Communication Game A	7
Communication Game B	11
UNIT 2	
C-2 Workbook	16
P-2 Workbook	17
Communication Game A	21
Communication Game B	24
UNIT 3	
C-2 Workbook	29
P-2 Workbook	31
Communication Game	34
UNIT 4	
C-2 Workbook	38
P-2 Workbook	41
Communication Game A	45
Communication Game B	51
UNIT 5	
C-2 Workbook	55
P-2 Workbook	58
Communication Game	61
UNIT 6	
C-2 Workbook	66
P-2 Workbook	69
Communication Game A	72
Communication Game B	78

MODULE 4: DIRECTIONS

UNIT 1	
C-2 Workbook	84
P-2 Workbook	89
Communication Game	94
UNIT 2	
C-2 Workbook	108
P-2 Workbook	111
Communication Game A	115
Communication Game B	121
Communication Game C	123

UNIT 3	
C-2 Workbook	125
P-2 Workbook	128
Communication Game A	131
Communication Game B	136
UNIT 4	
C-2 Workbook	140
P-2 Workbook	144
Communication Game A	150
Communication Game B	155
UNIT 5	
C-2 Workbook	160
P-2 Workbook	162
Communication Game	166
Vocabulary	171

MODULE 3: MONEY

UNIT 1 C-2 WORKBOOK

EXERCISE 1

This is a review dialogue similar to dialogues at the end of C-1 tapes. You will test your understanding of vocabulary items and grammar introduced in this unit.

In this conversation, Mr. Jacobsen is making some purchases at a newsstand in Taipei. You will hear the conversation twice. Then each sentence in the dialogue will be followed by a pause during which you are to say the English equivalent. After each pause, the speaker will give an acceptable English translation for comparison.

EXERCISE 2

In this exercise you will work on your comprehension of amounts of money and prices per unit. Zhāng Sān has 100 Taiwan dollars to spend in the bookstore. You will hear his conversation with the clerk three times. As you listen the first two times, jot down on the chart below prices of items he wants to buy, and answer the first question under the chart. As you listen to the dialogue for the third time, answer the second and third questions.

Here are two titles you will need for this exercise:

Zhōngguó Wénxué Shǐ (History of Chinese Literature)
Táiwān Wéntán (Taiwan Literary Magazine)

ITEM	PRICE
<u>History of Chinese Literature</u>	_____
<u>Taiwan Literary Magazine</u>	_____
<u>History of England</u>	_____
map of England	_____

QUESTIONS

1. Did Mr. Zhāng have enough money for everything he wanted to buy?
() Yes () No

2. Which item did Mr. Zhāng decide not to buy?

- History of Chinese Literature
- Taiwan Literary Magazine
- History of England
- map of England

3. How much money did Mr. Zhāng have left out of his 100 Taiwan dollars?

EXERCISE 3

In this exercise you will work on your comprehension of counters to indicate amounts. You will hear three conversations. The first and third take place at newsstands, and the second in a bookstore.

After listening to the series of conversations for the second time, answer the question below. Then listen to the conversations again.

QUESTION

1. Which two people bought the same number of items?

- No. 1 and No. 2
- No. 2 and No. 3
- No. 1 and No. 3

EXERCISE 4

This exercise will give you more practice listening for prices. Lewis Ross, an American student in Taipei, is browsing through a bookstore. You will hear his conversation with the clerk three times. After listening to the dialogue for the second time, answer the questions below. Then listen to the conversation again.

QUESTIONS

1. Did the clerk get the total right? Yes No
2. What is the correct total? _____

UNIT 1 P-2 WORKBOOK

EXERCISE 1

This exercise gives you practice in finding out whether an item is sold, finding out the price per unit, and completing the purchase.

Display I lists the items you want to buy at a newsstand on eight different occasions. For each item, first ask if it is sold there. If the news vendor says that it is, ask the price per copy. When he tells you the price, say that you will buy one copy, and tell him how much you are giving him--the exact change.

Example

YOU ASK: Nǐmen zhèlǐ mài Zhōngwén bào bu mai? [Repeat confirmation.]

TAPE: Wǒmen mài. Jiù zài nǎlǐ.

YOU ASK: Zhège Zhōngwén bào duōshao qián yí fèn? [Repeat confirmation.]

TAPE: Sānkuài qián yí fèn.

YOU SAY: Hǎo. Wǒ mǎi yí fèn. Zhè shì sānkuài qián. [Repeat confirmation.]

The underlined sentence in the last line of the example is "Here's three dollars" (literally, "This is three dollars").

Here are the new vocabulary items you will need for this exercise:

Hàn-Yīng zìdiǎn (Chinese-English dictionary)

Yīng-Hàn zìdiǎn (English-Chinese dictionary)

DISPLAY I You want to buy

1. a Chinese(-language) newspaper
2. a Chinese magazine
3. a map of Taipei
4. a Chinese-English dictionary
5. an American magazine
6. an English(-language) newspaper
7. a map of Taiwan
8. an English-Chinese dictionary

EXERCISE 2

This exercise gives you practice in talking about buying and selling various amounts of things. You will answer questions about how many books students bought and sold at the beginning of last semester.

Display II shows the names of various students and the number of books each student bought and sold at the university bookstore. Use this information to answer the questions. (Notice that all the students have finished buying and selling their books.)

Example

Q: Lín Yǒngpíng mǎile jǐběn shū?

A: Tā mǎile liǎngběn shū. [Repeat confirmation.]

Q: Zhào Défēn mǎile jǐběn shū?

A: Tā mǎile qīběn shū. [Repeat confirmation.]

DISPLAY II

	STUDENT	BOOKS BOUGHT	BOOKS SOLD
1.	Lín Yǒngpíng	6	2
2.	Zhào Défēn	7	3
3.	Yǎng Huīrán	6	4
4.	Chén Guōquán	5	3
5.	Sòng Zìqiáng	4	2
6.	Jiǎng Bīngyíng	5	1
7.	Mǎ Zhīyuǎn	7	0
8.	Zhōu Déxián	4	5
9.	Sīmǎ Chéng	6	3
10.	Fāng Wǎnrú	5	2

EXERCISE 3

This exercise involves buying and selling books, but this time you must pay attention to whether or not the students have completed their purchases and sales. Display III shows the purchases and sales students have made as of the day before classes. Use this information to answer the questions on tape. (Not all students have finished buying and selling all their books.)

When giving your answer, you will need to choose between a single le and double le construction. As you remember from the BIO Module, the double le construction is used to talk about actions started in the past and still going on, as in Wǒ lái le liǎngge xīngqī le, "I have been here two weeks." In this exercise you will be talking not about duration of time but rather about amounts of goods, as in Wǒ mǎi le liǎngběn shū le, "I have bought two books (so far)."

Example

Q: Lín Yǒngpíng mǎi le jīběn xīn shū le?

A: Tā yǐjīng mǎi le wǔběn xīn shū le. [Repeat confirmation.]

Q: Tā mǎi le jīběn jiù shū?

A: Tā mǎi le liǎngběn jiù shū. [Repeat confirmation.]

Q: Zhào Défēn mǎi le jīběn jiù shū le?

A: Tā yǐjīng mǎi le yīběn jiù shū le. [Repeat confirmation.]

Here are the additional vocabulary items you will need for this exercise:

xīn (new)

jiù (old)

DISPLAY III

STUDENT	BOOKS BOUGHT (<u>xīn shū</u>)	BOOK SOLD (<u>jiù shū</u>)
1. Lín Yǒngpíng	5 out of 6	2 out of 2
2. Zhào Défēn	4 out of 7	1 out of 3
3. Yǎng Huǐrán	6 out of 6	3 out of 4
4. Chén Guóquán	3 out of 5	3 out of 3
5. Sòng Zìqiáng	4 out of 4	1 out of 2
6. Jiǎng Bīngyíng	3 out of 5	1 out of 1
7. Mǎ Zhīyuǎn	7 out of 7	2 out of 3
8. Zhōu Déxián	3 out of 4	5 out of 5
9. Sīmǎ Chéng	5 out of 6	3 out of 3
10. Fāng Wǎnrú	5 out of 5	1 out of 1

UNIT 1 COMMUNICATION GAME A

INSTRUCTIONS:

Type: Book Exchange

Situation: You are one of four second-year students at a college in Taiwan. It is the start of the school year, and each student wants to sell the books he has left over from last year and wants to buy the books he needs for this year.

All students at this college take the same eight courses during the first two years, four each year, but may take the courses in either year. There is one textbook for each course. You therefore have four textbooks you want to sell, and you want to buy the four textbooks you do not have.

There are two set prices for each secondhand textbook, one price for copies in good condition and one for copies in bad condition. Some students can afford and insist on the good copies, and some can only afford and must settle for the bad copies.

Goal: To sell the four textbooks you have at the set prices and to buy the four textbooks you need at prices you can afford.

Number of Players: Four in a group.

Setting up: First, your teacher will list the eight courses on the chalkboard.

Then, each player is dealt four cards, which represent the four textbooks he has. Each card gives the name of the course and the sale price for the textbook. (See Cards--Textbook, on the following pages.)

Also, each player is dealt a card which reads either "HIGH" (can afford high prices) or "LOW" (has to shop for low prices), indicating what prices he can afford.

Each player then compares the four textbooks he has with the eight listed on the chalkboard to determine what four he needs to buy. He writes a shopping list of the books he needs to buy.

Procedure: Mingle with the other players, shopping around to find who has the textbooks you need and what the high and low prices are. (You may find it more efficient to shop for one textbook at a time.) Then make your purchases.

MON Workbook, Unit 1

Example: You are Speaker 1 (S1). You need to buy a cheap copy of the textbook for the economics course (nèiběn jīngjìxué, "that volume [on] economics").

S1: Nǐ yǒu nàběn jīngjìxué meiyǒu?

S2: Yǒu.

S1: Nǐ mǎi bu mǎi? [S2 may have just bought it for himself.]

S2: Mǎi.

S1: Duōshǎo qián?

S2: Bāshíkuài qián.

S1: Xièxie. Wǒ xiǎngyixiǎng. ("I'll think it over.")

S1: Nǐ yǒu nàběn jīngjìxué meiyǒu?

S3: Méiyǒu.

S1: Zài jiàn.

S1: Nǐ yǒu nàběn jīngjìxué meiyǒu?

S4: Yǒu.

S1: Nǐ mǎi bu mǎi?

S4: Mǎi.

S1: Duōshǎo qián?

S4: Jiǔshíkuài qián.

S1: Wǒ bù mǎi. Zài jiàn.

S1: Wǒ mǎi nàběn jīngjìxué. Zhè shì bāshíkuài qián.

S2: Hǎo.

Speaker 2 hands over the card. You take the card, keeping it separate from your "for sale" cards.

Additional Note: If the teacher asks for the total amount you have spent or made at a given point, you will need the word for "hundred," bǎi (NUM 5).

T: Nǐ mǎile jǐběn shū le?

S: Wǒ mǎile liǎngběn le.

T: Nàliǎngběn shū yíqǒng duōshǎo qián?

S: Yíqǒng yībǎiwǔshíkuài qián. (\$150)

As may be obvious, nàliǎngběn shū means "those two books."

Practice Points: Prices, buying and selling.

CARDS--TEXTBOOK

HIGH	LOW	HIGH	LOW
American History \$90	American History \$75	Chinese History \$85	Chinese History \$60
English Literature \$75	Chinese Literature \$65	English Literature \$55	Chinese Literature \$45

MON Workbook, Unit 1

Economics \$70	Political Science \$65	Political Science \$80	Economics \$95
Chemistry \$85	Chemistry \$75	Mathematics \$50	Mathematics \$70

UNIT 1 COMMUNICATION GAME B

INSTRUCTIONS:

Type: Shopping Lists

Situation: The setting is Taipei. You are one of several people who have made out shopping lists. You are interested in finding out who has the most ambitious spending plans.

Goal: To find the player who will be paying the highest total for his purchases.

Number of Players: Four or more in a group.

Materials: A deck of cards. Written on each card are the name of an item, specific quantity, and the unit price for the item. (See Cards--Shopping, on the following pages.)

Procedure: Each player is dealt a hand of three cards. Together, these make up his shopping list.

Mingle with the other players to exchange information. Ask each player for the items, quantities, and prices of his planned purchases, and work out the totals on your work sheet. (Do not ask players for the total cost of all their purchases.)

Example: You are Speaker 1, starting your conversation with Speaker 2.

S1: Nǐ xiǎng mǎi shénme?

S2: Wǒ xiǎng mǎi yí fèn Yǐngwén bào, liǎngběn Měiguó zázhi, yízhāng
Táiwān dìtú.

S1: Yǐngwén bào duōshao qián yí fèn?

S2: Wūkuài qián.

When you have completed your survey, report to the teacher. If you found, for example, that S2's purchases will be more expensive than anyone else's, you will say

S1: Shi S2 Xiānsheng. ("It's S2 who is planning to spend the most.")

T: Yí gòng duōshao qián?

S1: Yí gòng yí bǎi èrshiwūkuài qián.

Practice Points: Items, amounts (with counters), prices.

MON Workbook, Unit 1

INFORMATION WORK SHEET:

Players' Names →				
Items to Buy ↓				
TOTALS →				

CARDS--SHOPPING

1 English-language newspaper at \$5	2 English-language newspapers at \$5 each	1 English-language newspaper at \$10	1 English-language newspaper at \$10
1 Chinese-language newspaper at \$3	3 Chinese-language newspapers at \$3 each	2 Chinese-language newspapers at \$5 each	1 Chinese-language newspaper at \$5
2 American magazines at \$20 each	1 American magazine at \$20	3 American magazines at \$30 each	2 American magazines at \$30 each

3 Chinese magazines at \$10 each	2 Chinese magazines at \$10 each	1 Chinese magazine at \$20	2 Chinese magazines at \$20 each
1 map of Taipei at \$25	3 maps of Taipei at \$25 each	2 maps of Taipei at \$50 each	4 maps of Taipei at \$50 each
1 Chinese-English dictionary at \$35	2 Chinese-English dictionaries at \$35 each	1 Chinese-English dictionary at \$95	3 Chinese-English dictionaries at \$95 each

<p>3 maps of Taiwan at \$40 each</p>	<p>4 maps of Taiwan at \$40 each</p>	<p>1 map of Taiwan at \$65</p>	<p>2 maps of Taiwan at \$65 each</p>
<p>1 English- Chinese dictionary at \$45</p>	<p>3 English- Chinese dictionaries at \$45 each</p>	<p>2 English- Chinese dictionaries at \$75 each</p>	<p>1 English- Chinese dictionary at \$75</p>

UNIT 2 C-2 WORKBOOK

EXERCISE 1

This review dialogue will test your understanding of vocabulary items and grammar introduced in this unit.

In this conversation, Mr. Whitten is making some purchases at a small shop near his hotel in Běijīng. You will hear the conversation twice. Then each sentence in the dialogue will be followed by a pause during which you are to translate. After each pause, the speaker will give an acceptable English equivalent for comparison.

EXERCISE 2

This exercise will give you practice in recognizing exact prices which include dimes and pennies, abbreviated prices, and prices with zero in the tens place. You will hear five conversations involving purchases. The series of dialogues will be repeated two times. As you listen, record on the chart below information about each purchase.

	ITEM	PRICE PER UNIT	TOTAL PRICE	GAVE TO CLERK	RECEIVED IN CHANGE
1.	_____	_____	_____	_____	_____
2.	_____	_____	_____	_____	_____
3.	_____	_____	_____	_____	_____
4.	_____	_____	_____	_____	_____
5.	_____	_____	_____	_____	_____

UNIT 2 P-2 WORKBOOK

EXERCISE 1

In this exercise you will answer questions about quantities of items that have been bought and sold at "marketing and supply cooperatives" (government-owned stores): which store sold what and which person bought what.

Comrade Sūn and Comrade Jiǎng have made purchases in three cooperatives. (Display I shows these transactions.) Supply and Marketing Cooperative Number 1 sells pastries and apples. Supply and Marketing Cooperative Number 2 sells soda and beer. Supply and Marketing Cooperative Number 3 sells oranges and soap, among other things.

Example

TAPE: Dìyī Gōngxiǎo Hézuòshè mǎi xiǎo diǎnxīn bu mai?

YOU: Tāmen mǎi xiǎo diǎnxīn.

TAPE: Tāmen mǎi qìshuǐ bu mai?

YOU: Tāmen bú mǎi.

TAPE: Zài nǎr mǎi?

YOU: Zài Dìèr Gōngxiǎo Hézuòshè mǎi.

Here are the new vocabulary items you will need for this exercise:

píjiǔ (yìpíng píjiǔ)	(beer [a bottle of beer])
júzi (yìjīn júzi)	(oranges [a catty of oranges])
fěizào (yíkuài fěizào)	(soap [one bar of soap])
gōngxiǎo hézuòshè	(supply and marketing cooperative)

DISPLAY I

COOPERATIVES (<u>Gōngxiāo Hézúshè</u>)	CUSTOMERS	
	Comrade Sūn	Comrade Jiǎng
Supply and Marketing Cooperative No. 1 (<u>Dìyī Gōngxiāo Hézúshè</u>)	2 catties of small pastries	1 catty of apples
Supply and Marketing Cooperative No. 2 (<u>Dìèr Gōngxiāo Hézúshè</u>)	6 bottles of soda	4 bottles of beer
Supply and Marketing Cooperative No. 3 (<u>Dìsān Gōngxiāo Hézúshè</u>)	3 catties of oranges	1 bar of soap

EXERCISE 2

In this exercise you will ask for various quantities of items and deal with prices in PRC currency: kuāi, mǎo, and fēn. Display II is a list of twelve purchases you are to make, on twelve separate occasions.

For each purchase, ask the shopkeeper for the quantity you want. She will respond with the unit price. In your pocket you have two \$10 bills, two \$1 bills, and two dimes of People's currency. Give the shopkeeper an amount of money which is closest to the purchase price. Tell her how much money you are giving her. She will tell you what your change, if any, will be.

Example

YOU: Qǐng nǐ gěi wǒ yīfēn Rénmín Rìbào. [Repeat confirmation.]

TAPE: Hǎo. Rénmín Rìbào wǔfēn qián yīfēn.

YOU: Gěi nǐ yīmáo qián. [Repeat confirmation.]

TAPE: Zhǎo nǐ wǔfēn qián.

DISPLAY II

(Remember that for each purchase you have two \$10 bills, two \$1 bills, and two dimes.)

1. 1 copy of The People's Daily (Rénmín Rìbào)
2. 1 copy of The People's Pictorial (Rénmín Huàbào)
3. 1 copy of a map of Běijīng
4. 1 copy of The New China Dictionary (Xīnhuà Zìdiǎn)
5. 2 copies of a map of China
6. 3 copies of the Guāngmíng Daily (Guāngmíng Rìbào)
7. 1 catty of small pastries
8. 12 bottles of soda
9. 4 catties of apples
10. 10 bottles of Qīngdǎo beer
11. 5 catties of oranges
12. 2 bars of soap

EXERCISE 3

In this exercise you will purchase two items at a time. Display III shows your shopping lists on six different occasions.

With each list, ask the shopkeeper for a certain quantity of the first item. She will note your request with Hǎo. Then say you also want so much of the second item. She will ask you if you want anything else. Reply that you do not. She will tell you the total cost of your purchases. Tell her how much money you are giving her, on the assumption that you have two \$10 bills, two \$1 bills, and two dimes and want to give her only enough to cover the purchases. She will tell you how much change she is giving you, if any.

Example

YOU: Qǐng ni gěi wǒ liǎngzhāng Zhōngguó dìtú. [Repeat confirmation.]

TAPE: Hǎo.

YOU: Wǒ hái yào yìběn Xīnhuá Zìdiǎn. [Repeat confirmation.]

TAPE: Hǎo. Nǐ hái yào shénme?

YOU: Wǒ bú yào shénme le. [Repeat confirmation.]

TAPE: Liǎngzhāng Zhōngguó dìtú wǔkuài qián, yìběn Xīnhuá Zìdiǎn yìkuài liǎngmáo wǔ. Yìgòng liùkuài liǎngmáo wǔ.

YOU: Gěi ni shíkuài qián. [Repeat confirmation.]

TAPE: Zhǎo ni sānkuài qīmáo wǔ.

DISPLAY III

(Remember you have two \$10 bills, two \$1 bills, and two dimes each time.)

- 2 copies of a map of China AND
1 copy of The New China Dictionary (Xīnhuá Zìdiǎn)
- 1 copy of The People's Daily (Rénmín Rìbào) AND
2 copies of the Guāngmíng Daily (Guāngmíng Rìbào)
- 1 copy of a map of Běijīng AND
1 copy of The People's Pictorial (Rénmín Huàbào)
- 1 catty of small pastries AND
12 bottles of soda
- 4 catties of apples AND
10 bottles of Qīngdǎo beer
- 5 catties of oranges AND
2 bars of soap

UNIT 2 COMMUNICATION GAME A

INSTRUCTIONS:

Type: Shopping Lists (This is the same as Communication Game B in Unit 1, except that it is set in Běijīng and involves the new material in this unit.)

MON Workbook, Unit 2

5 bottles of soda at ¥.15	3 bottles of soda at ¥.15	4 bottles of beer at ¥.48	8 bottles of beer at ¥.48
3 catties of small pastries at ¥.75	5 catties of small pastries at ¥.75	4 catties of large apples at ¥.45	1 catty of large apples at ¥.45
5 bars of soap at ¥.35	4 bars of soap at ¥.35	4 catties of small apples at ¥.40	2 catties of small apples at ¥.40

3 catties of oranges at ¥.38	2 catties of oranges at ¥.38	6 maps of Běijīng at ¥.50	3 maps of Běijīng at ¥.50
2 magazines at ¥.22	5 magazines at ¥.22	1 history book at ¥1.05	3 history books at ¥1.05
4 magazines at ¥1.00	7 magazines at ¥1.00	1 map of China at ¥1.55	6 maps of China at ¥1.55

UNIT 2 COMMUNICATION GAME B

INSTRUCTIONS:

Type: Shopping

Situation: The setting is Běijīng. You are either one of several shoppers or one of several storekeepers. The shoppers have lists of items to be purchased and the amount of each item. The storekeepers have stock lists of the items for sale and the unit price of each item. The shoppers are looking for the best buys.

(In most cases, you will find that a specific item is sold for the same price throughout the PRC. The Běijīng setting is used here to give you work on prices with mǎo and fēn. The unrealistic price competition is used in this game to make you investigate prices carefully.)

Goal: For shoppers, to make their purchases as cheaply as possible. For storekeepers, to sell what they can at set prices.

Number of Players: Groups of four students or more.

Materials: One deck of cards for shoppers and one deck for storekeepers. (See Cards--Shopping, which follow.)

Each shopper is dealt a hand of cards representing his shopping list. Each card gives an item and a quantity. For example, "6 bottles of beer." Each storekeeper is dealt a hand of cards representing his stock list. Each card gives an item and a unit price. Different storekeepers have cards giving different prices for the same item. For example, "beer at ¥.45 a bottle" and "beer at ¥.48 a bottle." Play money may also be provided.

Procedure: Players mingle to make their purchases and sales. (Shoppers talk only with storekeepers, and storekeepers talk only with shoppers.)

As a shopper, when you find the storekeeper who has the lowest price and make your purchase, write down the price. As a storekeeper, when you make a sale, write down the quantity sold. You will need these notes when your teacher talks with you after sales are completed.

Example: You are Speaker 1, a shopper. The last item on your shopping list is "6 bottles of beer." Speaker 2 and Speaker 3 are storekeepers.

S1: Nǐmen zhèr mài píjiǔ bu mai?

S2: Mài. Jiù zài zhèlǐ.

S1: Duōshao qián yìpíng?

S2: Sānmáo qián yìpíng.

S1: Xièxie.

S1: Nǐmen zhèr mài píjiǔ bu mai?

S3: Mài. Jiù zài zhèlǐ.

S1: Duōshao qián yìpíng?

S3: Liǎngmáo qián yìpíng.

S1: Hǎo. Qǐng ni gěi wo liùpíng.

S3: Nǐ hái yào shénme?

S1: Wǒ bú yào shénme le.

S3: Yìgòng yíkuài liǎngmáo qián.

S1: Zhèi shì liǎngkuài qián.

S3: Zhǎo ni bāmáo qián.

(If play money is not being used, pick any reasonable round figure for the total amount given to the storekeeper.)

After the shopping has been completed, your teacher will question you:

T: Nǐ mǎi shénme le? [Completion le follows the object shénme.
See Unit 4.]

S1: Wǒ mǎile liùpíng píjiǔ, liǎngjīn dā píngguǒ. [Completion le precedes these "amount" objects, just as it precedes amounts of time in duration sentences.]

T: Yìgòng duōshao qián?

S1: Yìgòng liǎngkuài yímáo qián.

T: Píjiǔ duōshao qián yìpíng?

S1: Liǎngmáo qián yìpíng.

(etc.)

Practice Points: Items, amounts, prices.

CARDS--SHOPPING (SHOPPER)

5 bottles of soda	12 bottles of beer	4 catties of small pastries	3 catties of large apples
7 bars of soap	2 catties of small apples	4 catties of oranges	1 Chinese History book
1 map of Běijīng	3 maps of China		

CARDS--SHOPPING (STOREKEEPER)

soda at ¥.13 per bottle	beer at ¥.45 per bottle	soda at ¥.18 per bottle	beer at ¥.48 per bottle
small pastries at ¥.67 per catty	large apples at ¥.55 per catty	small pastries at ¥.70 per catty	large apples at ¥.45 per catty
soap at ¥.35 per bar	small apples at ¥.47 per catty	soap at ¥.36 per bar	small apples at ¥.43 per catty

oranges at ¥.35 per catty	maps of Běijīng at ¥.46 each	oranges at ¥.38 per catty	maps of Běijīng at ¥.50 each
Chinese History books at ¥2.00 each	maps of China at ¥1.85 each	Chinese History books at ¥1.05 each	maps of China at ¥1.65 each

UNIT 3 C-2 WORKBOOK

EXERCISE 1

This exercise is based on the review dialogue at the end of the C-1 tape. You will work on your comprehension of words and patterns introduced in this unit.

In this conversation Mr. Saunders is talking to a clerk at the Friendship Department Store in Běijīng. You will hear the conversation twice. Then each sentence will be followed by a pause during which you are to translate it. After each pause, the speaker will give an acceptable English equivalent.

EXERCISE 2

This exercise will give you practice listening for comparisons in a conversation. Professor Liú is looking for a student to help him with a research project that will involve the use of French and some Chinese. The professor is talking to Mrs. Máo, who teaches Chinese to Americans. He is considering two of her students for the research job. The two students are Pān Tíngfēng (Timothy Pappas) and Bái Lǐróng (Louise Becker).

You will hear the conversation three times. As you listen to it for the third time, answer the three questions below.

Here is a new phrase you will hear in this exercise:

tāmen liǎngge rén (the two of them)

QUESTIONS

1. Is the student who is better at Chinese also better at French?
() Yes () No
2. How long did Bái Lǐróng study Chinese in the United States?
3. How long did Pān Tíngfēng study Chinese in the United States?

EXERCISE 3

In this exercise you will listen for modifiers. Mrs. Jefferson is buying gifts for her family and friends back home. Listen to the conversation two times; then answer the question below as you listen for the third time.

You will need three colors for this exercise:

lán	(to be blue)
lǜ	(to be green)
huáng	(to be yellow)

QUESTION

1. How many of each kind of vase did Mrs. Jefferson buy?

large yellow	_____
small yellow	_____
large blue	_____
small blue	_____
large green	_____
small green	_____

UNIT 3 P-2 WORKBOOK

EXERCISE 1

In answering the questions in this exercise you will not only give prices of items but also compare them. The items are described only as "large ones" or "small ones," "red ones" or "green ones," and so forth. Display I gives the prices and descriptions of items being discussed.

Give prices in the short form, for example, yíkuài wǔ, "one dollar fifty." But remember that even dollar amounts (that is, single-syllable numbers followed by a counter) are normally followed by qián: yíkuài qián.

Example

TAPE: Píngguǒ, hóngde guǐ háishì lǜde guǐ?

YOU: Hóngde guǐ. [Repeat confirmation.]

TAPE: Hóngde duōshao qián?

YOU: Hóngde èrshikuài qián yíge.* [Repeat confirmation.]

Here is the additional vocabulary you will need in this exercise:

lǜ	(to be green)
bái	(to be white)
huáng	(to be yellow)
yǔsǎn (yībǎ yǔsǎn)	(umbrella [one umbrella])

DISPLAY I

APPLES:	<u>red</u>	<u>green</u>	
	\$20 each	\$15 each	
DICTIONARIES:	<u>large</u>	<u>small</u>	
	\$250 each	\$85 each	
MAPS:	<u>large</u>	<u>small</u>	
	\$20 each	\$8 each	
VASES:	<u>yellow</u>	<u>red</u>	<u>green</u>
	\$75 each	\$80 each	\$85 each
UMBRELLAS:	<u>white</u>	<u>red</u>	<u>yellow</u>
	\$100 each	\$80 each	\$90 each

*In Taiwan apples are sold one by one, rather than by the catty.

EXERCISE 2

In this exercise you will move objects to the topic position when dōu is in the sentence. For each of the questions on tape, assume that you are shopping for a RED, a WHITE, and a BLUE vase. The question will offer you a choice of two colors. Answer that you want one of them or both or neither, as appropriate.

The following examples are the first three items on tape.

Example 1

Q: Nǐ yào hóngde háishi yào lǜde? (Do you want a red one or a green one?)

A: Wǒ yào hóngde. (I want a red one.)

[Repeat confirmation.]

Example 2

Q: Nǐ yào lánde háishi yào báide? (Do you want a blue one or a white one?)

A: Lánde, báide, wǒ dōu yào. (I want both a blue one and a white one.)

[Repeat confirmation.]

Example 3

Q: Nǐ yào huángde háishi yào lǜde? (Do you want a yellow one or a green one?)

A: Huángde, lǜde, wǒ dōu bú yào. (I don't want either a yellow one or a green one.)

[Repeat confirmation.]

EXERCISE 3

In this exercise you will use the shì...de and le markers with objects. Display II shows what Mrs. Anderson and Comrade Gāo bought last week and on what day. Use this information to answer the questions on tape.

Example

Q: Àndésēn Fūren shì nǚitiān mǎide huāpíng?

A: Tā shì Xīngqīyī mǎide huāpíng.

[Repeat confirmation.]

Q: Tā mǎile jǐge huāpíng?

A: Tā mǎile liǎngge huāpíng.

[Repeat confirmation.]

DISPLAY II

	<u>Mrs. Anderson</u>	<u>Comrade Gāo</u>
MONDAY	2 vases	1 catty of oranges
TUESDAY	3 catties of apples	1 umbrella
WEDNESDAY	6 bottles of soda	1 bar of soap
THURSDAY	1 catty of oranges	3 bottles of soda
FRIDAY	1 umbrella	2 catties of apples

UNIT 3 COMMUNICATION GAME

INSTRUCTIONS:

Type: Shopping (This is the same as Communication Game B in Unit 2, except that items are described by size and color and that sometimes storekeepers have cheaper and more expensive versions of the same items.)

Example: You are Speaker 1, a shopper. One of your cards reads "1 large map of Běijīng."

Speaker 2, one of the storekeepers, has the following card:

maps of Běijīng

large: ¥4.00, ¥3.50

small: ¥2.50, ¥2.00

That is, he has a cheaper and a more expensive version of both large and small maps of Běijīng.

S1: Nǐmen zhèr mài Běijīng dìtú bù mai?

S2: Mài. Nǐ yào dàde háishi xiǎode?

S1: Wǒ yào dàde. Duōshao qián yìzhāng?

S2: Sīkuài qián yìzhāng.

S1: Nǐ yǒu piányi yìdiǎnrde ma?

S2: Yǒu. Zhèige sānkuài wǔmáo qián yìzhāng.

Naturally, the storekeeper quotes the price of the more expensive map, and you check to see if he has a cheaper one.

You would then talk to another storekeeper to compare prices.

CARDS--SHOPPING (SHOPPER)

3 yellow vases	1 red vase	1 blue umbrella	2 red umbrellas
2 large maps of Běijīng	4 small maps of Běijīng	1 large Chinese- English dictionary	2 small Chinese- English dictionaries
4 green vases	2 blue vases	2 green umbrellas	1 yellow umbrella

<p>3 small maps of Běijīng</p>	<p>1 large map of Běijīng</p>	<p>2 large English- Chinese dictionaries</p>	<p>1 small English Chinese dictionary</p>

CARDS--SHOPPING (STOREKEEPER)

<p><u>vases</u></p> <p>green ¥37.50</p> <p>yellow ¥47.50</p> <p>red ¥36.00</p> <p>blue ¥40.50 ¥36.00</p>	<p><u>umbrellas</u></p> <p>red ¥2.60</p> <p>yellow ¥1.75</p> <p>blue ¥2.05</p> <p>green ¥1.90</p>	<p><u>vases</u></p> <p>yellow ¥40.00 ¥30.00</p> <p>blue ¥35.00</p> <p>green ¥42.50 ¥35.00</p> <p>red ¥34.00</p>	<p><u>umbrellas</u></p> <p>green ¥2.25</p> <p>yellow ¥2.25</p> <p>red ¥2.50 ¥2.00</p> <p>blue ¥2.50 ¥2.00</p>
<p><u>English-Chinese dictionaries</u></p> <p>large ¥11.00</p> <p>small ¥7.25 ¥6.50</p>	<p><u>Chinese-English dictionaries</u></p> <p>large ¥12.75 ¥11.00</p> <p>small ¥6.30</p>	<p><u>English-Chinese dictionaries</u></p> <p>large ¥12.25</p> <p>small ¥7.75</p>	<p><u>Chinese-English dictionaries</u></p> <p>large ¥10.50</p> <p>small ¥5.15</p>
<p><u>maps of Běijīng</u></p> <p>large ¥1.65</p> <p>small ¥.50</p>		<p><u>maps of Běijīng</u></p> <p>large ¥1.80 ¥1.50</p> <p>small ¥.60 ¥.45</p>	

UNIT 4 C-2 WORKBOOK

EXERCISE 1

This exercise is the review dialogue from the end of the C-1 tape. You will work on your comprehension of the words and patterns introduced in this unit.

In this conversation, Miss Liáng is visiting Major Weiss's house. She is standing in front of the china closet talking to Mrs. Weiss. You will hear the conversation twice. Then each sentence in the dialogue will be followed by a pause for your translation. After the pause, the speaker will give an acceptable English equivalent for the sentence.

EXERCISE 2

This exercise is intended to give you practice in distinguishing completion le from new-situation le. The exercise consists of five short exchanges about what someone has bought. These exchanges are taken from longer conversations, with all clues removed, so that you have to figure out from the position of the le markers whether the person is still shopping or not.

You will hear the series of exchanges three times. After listening for the third time, answer the question "Is the person planning to buy more of the item?" for each exchange.

Here are vocabulary items for this exercise:

zhuōzi	(table)
yǐzi	(chair)
shūjiàzi	(bookcase)
huáng	(to be yellow, to be brown)
-bǎ	[counter for chairs]

QUESTION

1. Is the person planning to buy more of the item?

- | | | |
|-------------|---------|--------|
| Exchange 1: | () Yes | () No |
| Exchange 2: | () Yes | () No |
| Exchange 3: | () Yes | () No |
| Exchange 4: | () Yes | () No |
| Exchange 5: | () Yes | () No |

EXERCISE 3

In this exercise you will work on your comprehension of modifying clauses. The exercise consists of a series of questions and answers about the objects listed in Display I, below. Each item listed is discussed in two exchanges. Each item will be described by a modifying clause about either 1) who bought it or 2) who is reading it now. Each question and each answer will be followed by a pause for your translation. After the pause, the speaker will give an acceptable English equivalent for comparison.

Example 1 (the first exchange in Display I)

TAPE: Hú Xiǎojiě xiānzài kànde shū shì nǎběn shū?

YOU: Which book is the one that Miss Hú is reading now?

CONFIRMATION

TAPE: Shì Wáng Xiānsheng mǎide nǎběn shū.

YOU: It's the book that Mr. Wáng bought.

CONFIRMATION

Example 2 (the second exchange in Display I)

TAPE: Wáng Xiānsheng mǎide shū shì nǎběn shū?

YOU: Which book is the one that Mr. Wáng bought?

CONFIRMATION

TAPE: Shì Hú Xiǎojiě xiānzài kànde nǎběn shū.

YOU: It's the book that Miss Hú is reading now.

CONFIRMATION

DISPLAY I

EXCHANGES	BUYERS	READERS	ITEMS
1-2	Mr. Wáng	Miss Hú	book
3-4	Miss Hú	Mr. Wáng	magazine
5-6	Mr. Wáng	Miss Hú	newspaper
7-8	Mr. Wáng	Miss Hú	English newspaper Chinese newspaper

EXERCISE 4

This exercise will give you practice in getting information from a conversation that you do not fully understand. You will be listening to a conversation in Taipei between Mrs. Freedman, who has recently moved to Taiwan, and her friend Mrs. Sūn.

You will hear the conversation three times. Answer the questions below as you listen to the dialogue for the third time.

The new vocabulary item dītǎn, "rug," is used in this exercise. Both the word for "rug" and the word for "table" are used with the counter -zhāng.

yìzhāng dītǎn (one rug)

yìzhāng zhuōzi (one table)

QUESTIONS

1. How long has Mrs. Freedman been in Taipei? _____
2. Have all her household things arrived? _____
3. When did Mrs. Freedman buy some things at the First Company? _____
4. Which of the following items did Mrs. Freedman buy?

<u>ITEM</u>	<u>NUMBER OF</u>
table	_____
bookcase	_____
chair	_____
rice bowls	_____
rug	_____
teacups	_____

5. What color do the two women like? _____
6. Are Mrs. Sūn's dishes more or less expensive than Mrs. Freedman's?
() More () Less

UNIT 4 P-2 WORKBOOK

EXERCISE 1

This exercise gives you a chance to produce sentences with modifying clauses. For each item, you will hear two sentences describing a situation and then a question about that situation. Answer the question based on the information in the first two sentences. (Display I summarizes the information for each item.)

Example

TAPE: Wáng Xiānsheng mǎile yīběn shū. Hú Xiǎojiě xiǎnzài kàn nàběn shū.

Hú Xiǎojiě xiǎnzài kǎnde shū shì nàběn shū?

YOU: Shì Wáng Xiānsheng mǎide nàběn shū.

The first sentence above, "Mr. Wáng bought one book," contains the marker le for completed action. But when the same words are used in a modifying clause, the marker le is dropped, as in the last sentence, "It's the book that Mr. Wáng bought."

DISPLAY I

ITEMS	BUYERS	READERS	OBJECTS
1-2	Mr. Wáng	Miss Hú	book
3-4	Miss Hú	Mr. Wáng	magazines
5-6	Mr. Wáng	Miss Hú	newspaper
7-8	Mr. Wáng	Miss Hú	English newspaper Chinese newspaper

EXERCISE 2

In this exercise you will practice using dōu, "all," and yǒude, "some." Mrs. Weiss is talking with a friend about the household baggage she shipped from the United States to Taiwan. Some of the items have already arrived at the Weiss's new home in Taipei, and some have not. (Display II summarizes the situation.) Mrs. Weiss answers questions about her belongings, including questions about the colors of items.

Take the part of Mrs. Weiss, answering the questions before she does and then repeating her answers.

Example

TAPE (friend): Nǐ jiālǐde dōngxì dōu dào le ma?
 YOU: Yǒude dào le, yǒude hái měi dào.
 [Repeat confirmation.]

TAPE (friend): Zhuōzi dōu dào le ma?
 YOU: Zhuōzi dōu dào le.
 [Repeat confirmation.]

TAPE (friend): Nǐmen yǒu jǐzhāng?
 YOU: Wǒmen yǒu liǎngzhāng zhuōzi.
 [Repeat confirmation.]

TAPE (friend): Dōu shì shénme yánsède?
 YOU: Dōu shì bǎide.
 [Repeat confirmation.]

DISPLAY II

	HAVE ARRIVED	HAVE NOT ARRIVED YET	RED	YELLOW	BLUE	WHITE	GREEN
TABLES	all--2					all	
CHAIRS	some--6	some--6		some		some	
BOOKCASES		all--3				all	
RUGS	some--2	some--2			some		some
DISHES	some	some					
TEACUPS	all		some	some			

EXERCISE 3

This exercise gives you practice in the use of completion le with "amount" objects and "nonamount" objects. Before beginning this exercise, you may want to review the Reference Notes on Nos. 3-5 for this unit in your textbook.

In this exercise, you are working in an embassy. Embassy officials have decided to buy as many goods as possible from local stores. As one of your duties, you oversee the purchasing of all supplies. You must keep a record of all supplies bought for business and entertainment. Display III, a page from this record, provides you with the information necessary for this exercise.

As the exercise begins, you are talking with the new supplier of fruits, beverages, and pastries. He will ask you questions about what quantities of these items have been purchased in past months, so that he can anticipate future needs. If there is a number in the appropriate box in Display III, tell him how much of that item you bought. If there is a check mark in the box, tell him that you bought the item but that you do not know how much was purchased. If there is a zero in the box, tell him that you did not buy that item.

Example

TAPE: Nimen Yiyuè mǎi chàyè le ma?

YOU: Wǒmen mǎile liǎngjīn chàyè.

TAPE: Píngguǒ ne?

YOU: Wǒmen yě mǎi píngguǒ le. Kěshì bù zhīdào mǎile duōshao.

Here are vocabulary items you will need in Exercise 3:

chàyè
Wǒ mǎile liǎngjīn chàyè.

(tea [literally "tea leaves"])
(I bought two catties of tea.)

zhīdào
Kěshì bù zhīdào mǎile
duōshao.

(to know)
(But I don't know how much
was bought.)

DISPLAY III

FRUITS, PASTRIES, AND BEVERAGES PURCHASED--JANUARY THROUGH JUNE

	APPLES	ORANGES	PASTRIES	TEA	SOFT DRINKS	BEER
	(number of cattles)				(number of bottles)	
Jan.	✓	15	0	4	95	✓
Feb.	12	✓	18	3	0	50
Mar.	23	27	22	✓	0	✓
Apr.	18	✓	0	5	✓	60
May	✓	30	31	0	✓	86
Jun.	✓	0	✓	4	80	90

UNIT 4 COMMUNICATION GAME A

INSTRUCTIONS:

Type: Dominoes (Shoppers)

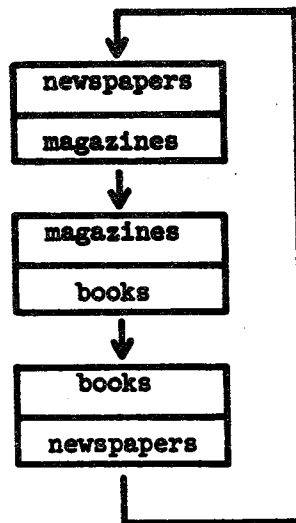
Situation: The setting is Běijīng. You and the other people in a group are talking about four shoppers who made six purchases each.

Each person in the group knows some of the items the shoppers bought. For example, you might know that the shopper who bought apples also bought pastries, and another player might know that the shopper who bought pastries also bought soda. Together, therefore, the two of you know three of the purchases one shopper made. Similarly, the players in your group can figure out the six items each shopper bought.

Goal: To figure out the six items purchased by each shopper.

Number of Players: Groups of three to eight students.

Materials: Each round is played with a deck of 24 cards. Each deck contains four "chains" of six cards, one chain for each of the four shoppers. Each card in a chain lists two of the shopper's purchases. Each purchase is listed on two cards, so that the cards may be "chained" like dominoes until they form a loop. Here is a simplified example of a looping chain of cards listing one shopper's purchases (with three items instead of six).



The cards for the first round list items only. The cards for the second round also list quantities for some items.

Procedure: Discussion in a group. Each player is dealt a hand from the deck of 24 cards. (All cards are dealt.) One person plays a card from his hand, announcing one of the purchases listed on it: Wǒ zhèr yǒu yíge rén. [This sentence "introduces" the shopper.] Tā mǎi zázhi le.

The player who has the other card listing that purchase then "chains" with the other purchase written on his card: Mǎi zázhi de nèige rén yě mǎi shū le. [Notice how the modifying clause identifies the shopper as the same one just mentioned.]

Eventually the chain loops back to the first player, who points this out: Mǎi bàode nèige rén yě mǎi zázhi le. Nǐmen yǐjīng zhīdao tā mǎi zázhi le.

Then another player starts another chain in the same way.

Example: You are Speaker 1. You have a card listing "newspapers/magazines." Speaker 2 and Speaker 3 have "magazines/books" and "books/newspapers."

S1: Wǒ zhèr yǒu yíge rén. Tā mǎi zázhi le.

S2: Mǎi zázhi de nèige rén yě mǎi shū le.

S3: Mǎi shū de nèige rén yě mǎi bào le.

S1: Mǎi bàode nèige rén yě mǎi zázhi le. Nǐmen yǐjīng zhīdao tā mǎi zázhi le.

(Remember that there will be six cards in a chain.)

Additional Note: In the follow-up discussion, it may be helpful to place the cards on a table to form chains, as in a real game of dominoes.

Practice Points: Modifying clauses, completed action with "amount" and "nonamount" objects.

CARDS--DOMINOES (SHOPPERS)

A	B	C	D (ROUND 1)
large apples	oranges	beer	maps of Beijing
books	American magazines	yellow umbrellas	bookcases
books	American magazines	yellow umbrellas	bookcases
chairs	tables	soda	rugs
chairs	tables	soda	rugs
large dishes	white rice bowls	teacups	blue rice bowls

A	B	C	D (ROUND 1)
large dishes	white rice bowls	teacups	blue rice bowls
newspapers	pastries	vases	small dishes
newspapers	pastries	vases	small dishes
green umbrellas	maps of China	small apples	Chinese magazines
green umbrellas	maps of China	small apples	Chinese magazines
large apples	oranges	beer	maps of Běijīng

A	B	C	D (ROUND 2)
2 catties of apples	1 newspaper	1 catty of apples	6 bottles of beer
5 books	magazines	pastries	oranges
5 books	magazines	pastries	oranges
chairs	soda	vases	2 newspapers
chairs	soda	vases	2 newspapers
1 umbrella	2 umbrellas	12 books	1 table

MON Workbook, Unit 4

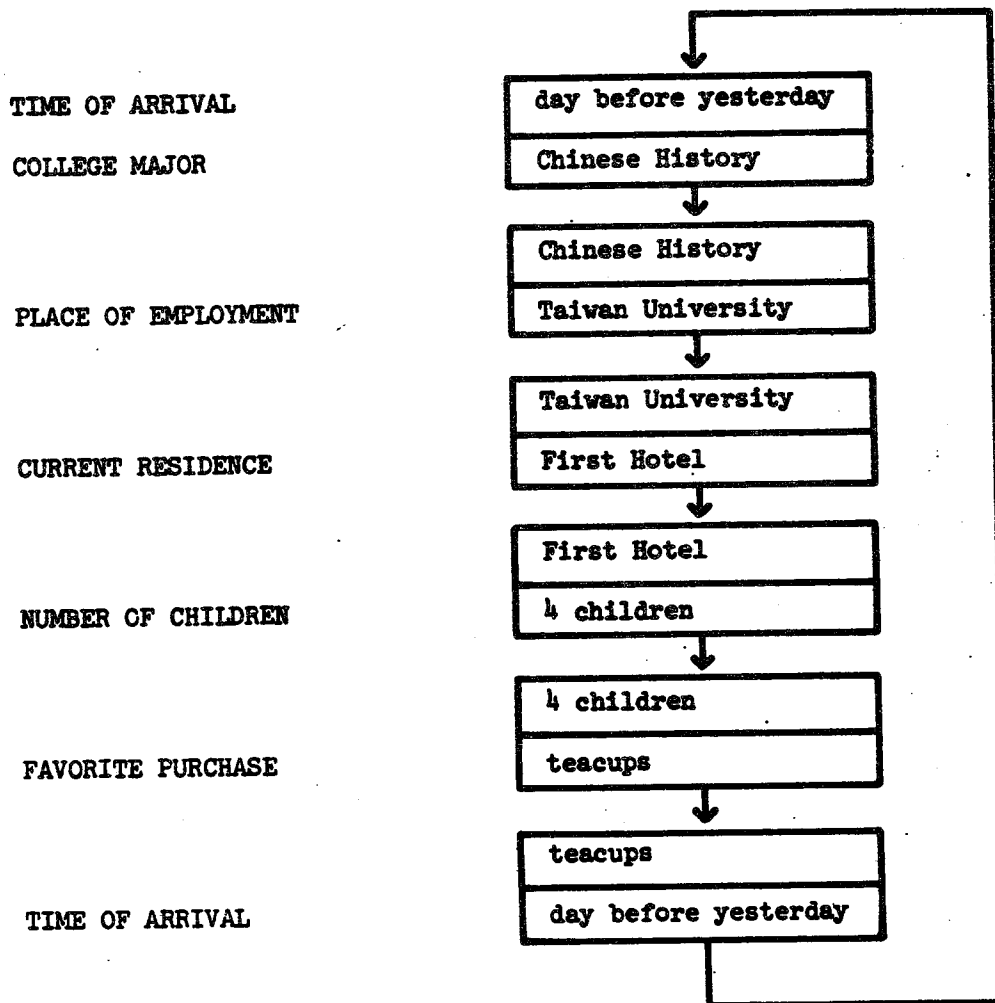
A	B	C	D (ROUND 2)
1 umbrella	2 umbrellas	12 books	1 table
rice bowls	2 tables	4 bottles of beer	teacups
rice bowls	2 tables	4 bottles of beer	teacups
blue dishes	red dishes	rugs	maps
blue dishes	red dishes	rugs	maps
2 catties of apples	1 newspaper	1 catty of apples	6 bottles of beer

UNIT 4 COMMUNICATION GAME B

INSTRUCTIONS:

Type: Dominoes (BIO Review) This game is played the same way as Communication Game A for this unit.

Materials: Instead of the names of two purchases, you will find on each card biographic information about one of four Americans in Taipei. (See Cards--Dominoes, which follow.) Here is one chain of six cards:



Example: You are Speaker 1. You have the "Taiwan University/First Hotel" and "4 children/teacups" cards.

S1: Wǒ zhèlǐ yǒu yíge rén. Tā zhù zài Dìyī Dàfàndiàn.

S2: Zhù zài Dìyī Dàfàndiàn de nàge rén yǒu sìge hái zi.

S1: Yǒu sìge hái zide nàge rén xǐhuan mǎi chá bēi.

S3: Xǐhuan mǎi chá bēi de nàge rén shì qiántiān lái de.

S4: Qiántiān lái de nàge rén niànguo Zhōngguó lìshǐ.

S3: Niànguo Zhōngguó lìshǐ de nàge rén zài Táiwān Dàxué gōngzuò.

S1: Zài Táiwān Dàxué gōngzuò de nàge rén zhù zài Dìyī Dàfàndiàn.

Wǒmen yǐjīng zhīdao tā zhù zài Dìyī Dàfàndiàn, shì bu shì?

CARDS--DOMINOES (BIO Review)

A	B	C	D
yesterday	last week	last month	last year
economics	political science	Chinese history	Chinese literature
economics	political science	Chinese history	Chinese literature
Bank of America	State Department	U.S. Military Attache's Office	U.S. International Communications Agency
Bank of America	State Department	U.S. Military Attache's Office	U.S. International Communications Agency
Ambassador Hotel	Mr. Li's house	198 Daili Street	Tianmu

MON Workbook, Unit 4

A	B	C	D
Ambassador Hotel	Mr. LI's house	198 Dàlǐ Street	Tiānmǔ
no children	3 children	2 children	1 child
no children	3 children	2 children	1 child
pastries	maps	vases	books
pastries	maps	vases	books
yesterday	last week	last month	last year

UNIT 5 C-2 WORKBOOK

EXERCISE 1

This exercise is based on the review dialogue at the end of the C-1 tape. You will work on your comprehension of the words and patterns introduced in this unit.

In this conversation, Mr. Ferrara is checking out of his hotel in Běijīng. He is receiving his bill.

You will hear the conversation twice. Then each sentence will be followed by a pause for your translation. After the pause, the speaker will give an acceptable English equivalent of the sentence.

EXERCISE 2

This exercise will give you practice in following currency transactions involving PRC currency. In this exercise you will listen to an American in Běijīng who is talking to a Chinese acquaintance.

You will hear the conversation three times. After listening to it for the second time, read the questions below, and write the answers as you listen for the third time.

QUESTIONS

1. Did the American have any money left after he made his purchases? () Yes () No
2. How much money in People's currency did the American have?
(HINT: Find out from the dialogue how much People's currency you get for one U.S. dollar. Then multiply by the amount of the American's traveler's checks.) _____
3. What items did he buy, and how much did he spend for them?

<u>ITEMS</u>	<u>PRICE IN PEOPLE'S CURRENCY</u>
_____	_____
_____	_____
_____	_____
_____	_____

4. In People's currency, what is the total amount that the American spent?

EXERCISE 3

In this exercise, a Canadian student in Běijīng is talking to a Chinese student about some gifts the Canadian has just bought to send to her family. You will hear the conversation three times. Answer the question below as you listen for the third time.

Here is a new word you will find in the dialogue:

Yǒuyí Shāngdiǎn (Friendship Department Store)

QUESTION

1. List the family members that the Canadian bought things for and the item that she bought for each person.

<u>PERSON</u>	<u>ITEM</u>	<u>HOW MANY</u>
_____	_____	_____
_____	_____	_____
_____	_____	_____

EXERCISE 4

In this exercise you will listen for expressions you understand in a conversation that is partly over your head. Mr. Todd is just finishing his shopping in the Friendship Department Store in Běijīng. While listening to his conversation for the third time, answer the questions below.

QUESTIONS

1. How much money did the American need to pay for his purchases? _____
2. How much did he have? _____
3. What kind and amount of currency did he change at the bank? What amount did he end up with?
CURRENCY CHANGED _____
CURRENCY OBTAINED _____
4. Does the Nationalities Hotel accept U.S. currency?
 Yes No

UNIT 5 P-2 WORKBOOK

EXERCISE 1

This exercise will give you a chance to talk about amounts of money changed.

Display I shows the names of four people, the amount of money they changed on certain days, and the total amount they changed during that time. Use this information to answer the questions on tape.

Example

TAPE: Āndésēn Xiānsheng Sānyue Èrshihào huànle duōshao qián?

YOU: Tā huànle yībǎikuài Měijīnde lǚxíng zhīpiào.

TAPE: Tā Sānyuè Èrshiqīhào huànle duōshao qián?

YOU: Tā méi huàn qián.

TAPE: Tā jīntiān huànle duōshao qián?

YOU: Tā jīntiān huànle qīshiwǔkuài Měijīn.

TAPE: Tā yígòng huànle duōshao qián le?

YOU: Tā yígòng huànle yībǎi qīshiwǔkuài Měijīn le.

Notice that after money amounts you can use Měijīn or qián, but not both: qīshiwǔkuài qián or qīshiwǔkuài Měijīn.

DISPLAY I

	MARCH 20	MARCH 27	TODAY	TOTAL (So Far)
Mr. Anderson (Āndésēn)	U.S. \$100 in traveler's checks	0	U.S. \$75	U.S. \$175
Miss Novak (Nuòwǎkè)	U.S. \$50	U.S. \$100 in traveler's checks	0	U.S. \$150
Mr. Bauer (Bāoě'r)	U.S. \$150	0	U.S. \$100 in traveler's checks	U.S. \$250
Mr. Martin (Mǎdīng)	0	U.S. \$175	U.S. \$75 in traveler's checks	U.S. \$250

EXERCISE 2

In this exercise you will have a chance to use the completion marker le with amount and nonamount objects. Display II shows what certain Americans bought for their new residences in Taipei. If an item was bought, there is a check in the appropriate box. If the amount bought is known, then the number is shown. If none was bought, there is a "no" in the box.

Use the display information to answer the questions. Repeat confirmations.

Example

TAPE: Wáng Xiānsheng mǎi shōuyīnjī le ma?

YOU: Tā mǎile liǎngge shōuyīnjī.

TAPE: Diànshì ne?

YOU: Tā yě mǎi diànshì le.

TAPE: Shūjiàzi ne?

YOU: Tā měi mǎi.

The additional required vocabulary used in this exercise is:

- shōuyīnjī (yíge shōuyīnjī) (radio)
- diànshì (yíge diànshì) (television)
- diànshàn (yíge diànshàn) (electric fan)

DISPLAY II

	RADIOS	TELEVISION	BOOKCASE	ELECTRIC FANS	TABLES	CHAIRS
Daniel King	2	✓	no	4	✓	6
Major Weiss	1	✓	✓	2	✓	4
Peter Cook	✓	no	2	✓	1	2

EXERCISE 3

In this exercise you will use place phrases like women zhèli, "our place (here)," and Wáng Xiānsheng nàli, "Mr. Wáng's place (there)." The conversation takes place in Taipei, where four women share a college dormitory room. Each person has her own corner of the room, "her place." Hé Guǐfēn and Qián Ailíng are sitting on their beds. They are asking each other where in the room (i.e., in whose corner of the room) various items are. (Display III shows the room.)

Answer each question on tape before the roommate does; then listen to her answer and repeat it.

Example

TAPE: Qián Ailíng, wǒde nàběn zhèngzhixué zài nàli?

(Qián Ailíng, where is that political science book of mine?)











YOU: Zài wǒ zhèli.

(It's here in my place.)

Notice that full names are used.

DISPLAY III

THE DORMITORY ROOM

<p><u>Lǐ Qiūxiá</u> (not in the room)</p> <p>Hé Guǐfēn's American history book </p> <p>Qián Ailíng's American literature book </p> <p>Hé Guǐfēn's economics book </p>	<p><u>Bái Yùzhēn</u> (not in the room)</p> <p>Bái Yùzhēn's English-Chinese dictionary </p> <p>some magazines </p> <p>today's newspaper </p>
<p> <u>Hé Guǐfēn</u> (1st speaker)</p>	<p><u>Qián Ailíng</u>  (2nd speaker)</p> <p>Hé Guǐfēn's political science book </p> <p>Hé Guǐfēn's Chinese-English dictionary </p>

UNIT 5 COMMUNICATION GAME

INSTRUCTIONS:

Type: Five of a Kind

Situation: You and several other people exchange money so that each of you will have only bills or coins of a single denomination.

Goal: To get five cards showing the same denomination.

Number of Players: Groups of four to six students.

Materials: Cards listing six different combinations of money. The total value of each card is ¥10 in People's currency. The six combinations are

one ¥10 bill	yīzhāng shíkuàide
two ¥5 bills	liǎngzhāng wǔkuàide
ten ¥1 coins	shíge yīkuàide
twenty ¥.50 coins	èrshíge wǔmáode
one hundred ¥.10 coins	yībǎige yīmáode
two hundred ¥.05 coins	liǎngbǎige wǔfēnde

There are five cards for each combination. Bills are shown as rectangles and coins as circles. (See Cards--Five of a Kind, which follow.)

Procedure: 1) Make up a deck of cards including only as many money combinations as there are players. For example, if there are four players, remove the ten cards for two combinations.

2) Shuffle the cards.

3) Deal all the cards. Each player then has a five-card hand.

4) Players take turns trying to exchange certain cards with other players. The winner is the player who gets five cards alike.

5) Cards may be shuffled and redealt for another round. In a group of fewer than six players, the money combinations not in play should be different for a second round.

Example: You are Speaker 1. You have the following hand:

one ¥10 bill
one ¥10 bill
two ¥5 bills
two ¥5 bills
ten ¥1 coins

You naturally want to exchange your ¥1 coins for ¥5 or ¥10 bills.

S1: Mǎfan nǐ, wǒ zhèr yǒu shíge yīkuàide. Qǐng nǐ gěi wǒ huàn huan.

S2: Nǐ yào zěnmě huàn?

S1: Qǐng gěi wǒ liǎngzhāng wǔkuàide.

S2: Dǎibùqǐ, wǒ méi wǔkuàide.

S1: Nǐ yǒu méiyǒu yīzhāng shíkuàide?

S2: Yǒu.

S1: Wǒmen huàn huan ba.

S2: Hǎo.

You now have a full house. Later you will try to exchange your ¥5 bills for ¥10 bills to give you five of a kind.

Practice Points: Changing money.

CARDS--FIVE OF A KIND

1 ¥10.00	1 ¥10.00	2 ¥5.00	2 ¥5.00
1 ¥10.00	1 ¥10.00	2 ¥5.00	2 ¥5.00
1 ¥10.00		2 ¥5.00	

10 ¥1.00	10 ¥1.00	20 ¥.50	20 ¥.50
10 ¥1.00	10 ¥1.00	20 ¥.50	20 ¥.50
10 ¥1.00		20 ¥.50	

100 ¥.10	100 ¥.10	200 ¥.05	200 ¥.05
100 ¥.10	100 ¥.10	200 ¥.05	200 ¥.05
100 ¥.10		200 ¥.05	

UNIT 6 C-2 WORKBOOK

EXERCISE 1

Now you will practice following money transactions involving bills of different denominations. In this conversation, Mr. Perez is just completing a purchase at a fruit seller's, which happens to be next door to a small tailor shop in Taipei.

You will hear the conversation three times. As you listen to it for the third time, answer the questions below.

QUESTIONS

1. At first, the customer wanted to pay with what kind of bill? _____
2. The clerk gets bills of what denomination for the customer? _____
3. What change does the clerk give to the customer when he finally pays? _____
4. Is this the correct change? () Yes () No

EXERCISE 2

Six young men (listed on the next page) work in the same office building in Taipei. One day last week they arranged to meet during the day to make plans for a mountain-climbing trip. As it happened, their working hours that day were rather unusual.

You will hear their working hours three times. As you listen, write this information next to the men's names. Then answer the question "What time did the men meet?" (The answer will be on the hour or half hour.)

Here are the new words you will need for this exercise:

zǎoshang	(morning--6 a.m. to 11 a.m., full daylight until almost noon)
shàngwǔ	(morning, forenoon--9 a.m. to noon, normal business day until noon)
xiàwǔ	(afternoon--noon to 5 p.m., the end of the business day)
wǎnshang	(evening--5 p.m. to 11 p.m.)

Time spans given for these terms are, of course, approximate. (For additional details, see the last Reference Notes in the Unit 6 text.)

Clock time in Chinese may be preceded by a time-of-day word. Here are a few examples:

- | | |
|------------------------|--------------------------------|
| shàngwǔ shídiǎn zhōng | (ten o'clock in the morning) |
| xiàwǔ sìdiǎn bàn | (four-thirty in the afternoon) |
| wǎnshàng jiǔdiǎn zhōng | (nine o'clock in the evening) |

Notice that the time-of-day word precedes the hour in Chinese.

<u>MEN</u>	<u>CAME</u>	<u>LEFT</u>
Yáng Zhīyuǎn	_____	_____
Lín Zìqiáng	_____	_____
Zhāng Shàowén	_____	_____
Ōuyáng Huá	_____	_____
Huáng Zhènghàn	_____	_____
Jiǎng Shìyīng	_____	_____

QUESTION

1. What time did the men meet? _____

EXERCISE 3

In this exercise you will hear Mr. Paulsen talking to a teller in a Taipei bank. Listen for the various kinds of bills involved in the transaction.

You will hear the conversation three times. As you listen to it for the third time, answer the questions below.

QUESTIONS

1. What did Mr. Paulsen start out with?
- () one \$200 traveler's check
 - () two \$100 traveler's checks
 - () twenty \$10 traveler's checks
2. How many of each kind of bill did Mr. Paulsen end up with?
- _____ \$100 bills _____ \$10 bills

EXERCISE 4

Now you will listen to time-of-day words and clock times. You may not understand every word in the conversation, but you should be able to answer the question below.

Miss Sòng, a nurse, is being asked about when she starts work. Listen to the conversation three times. Then answer the question.

Here are some new words you will need for this exercise:

kāishǐ (to start, to begin)
yǒude shíhou (sometimes)

QUESTION

1. What are the starting times of the shifts Miss Sòng might work?

TIME OF DAY

CLOCK TIME

UNIT 6 P-2 WORKBOOK

EXERCISE 1

In this exercise you will have a chance to give someone the exact time of day and to use the aspect marker shì...de.

Display I shows the names of people coming for a conference today at a local university. It also shows their arrival times. Mr. Zhèng, who has just arrived, is interested in knowing what time people got in or are due to arrive. Answer his questions according to the information in the display.

Example 1

Q: Sūn Zhènhàn shì jīntiān jǐdiǎn zhōng lái de?
 A: Tā shì jiǔdiǎn bàn lái de.

If someone has not arrived yet, you must first explain this and then provide his time of arrival.

Example 2

Q: Lǐ Tíngfēn ne?
 A: Tā hái méi lái. Tā shíèrdiǎn zhōng lái.

DISPLAY I

	NOW									
	9:30	10:00	10:30	11:00	11:30	12:00	12:30	1:00	1:30	2:00
Sūn Zhènhàn	X									
Lǐ Tíngfēng						X				
Bái Huǐrán		X								
Shǐ Guóquán								X		
Gāo Bǐngyíng				X						
Jiāng Shìyíng					X					
Wáng Défēn							X			
Ōuyáng Chéng			X							
Dèng Shàowén									X	
Bào Měilíng										X

EXERCISE 2

In this exercise you practice giving clock time and using time-of-day words.

Display II shows the names of nurses working at a hospital in Běijīng. It also shows the shifts they will be working for the next two weeks. Base your answers to the recorded questions on the information in this display.

Example

TAPE: Hé Wénqīng jǐdiǎn zhōng kāishǐ gōngzuò?

YOU: Tā zǎoshang qīdiǎn zhōng kāishǐ gōngzuò.

Notice that, in the answer, the word "morning" is added to the hour to avoid confusion about which "seven o'clock" is meant. Include the words "morning," "afternoon," and "evening" in your answers.

Here are the new vocabulary items you will need in this exercise:

- zǎoshang (morning--6 a.m. to 11 a.m.)
- xiàwǔ (afternoon--noon until the end of the business day)
- wǎnshang (evening--end of the business day until 11 p.m.)
- kāishǐ (to start, to begin)

DISPLAY II

	7 a.m.	3 p.m.	11 p.m.
Hé Wénqīng	X		
Yáng Défēn		X	
Zhāng Měilíng			X
Róng Xuéféng		X	
Xiè Bǎolán			X
Sòng Wǎnrú	X		
Zhōu Qiǎoyún		X	
Táng Juān	X		
Máo Yùlán			X
Sūn Mǐnzhēn		X	

EXERCISE 3

Display III shows the names of people who came for a conference at a local university and their departure times. Using the display, answer the two recorded questions about each person.

Example

TAPE: Sūn Zhènghàn shì wǎnshang zǒude ma?

YOU: Bú shì, tā shì zǎoshang zǒude.

TAPE: Tā shì jǐdiǎn zhōng zǒude?

YOU: Tā shì qīdiǎn zhōng zǒude.

For this exercise you will need the vocabulary item shàngwǔ, "morning (9 a.m. to noon)." Although zǎoshang may be used to refer to the whole morning, shàngwǔ is often used to refer to a business-day morning. In this context, zǎoshang refers only to 6 a.m. until 9 a.m., and shàngwǔ refers to 9 a.m. until noon.

DISPLAY III

	A.M.			P.M.					
	7	9	11	1	3	5	7	9	11
1. Sūn Zhènghàn	X								
2. Lǐ Tíngfēng			X						
3. Shǐ Guóquán					X				
4. Gāo Bīngyíng							X		
5. Ōuyáng Chéng		X							
6. Dèng Shāowén						X			
7. Bāo Měilíng				X					
8. Bái Huìrán								X	
9. Jiāng Shìyǐng		X							
10. Wáng Défēn			X						

UNIT 6 COMMUNICATION GAME A

INSTRUCTIONS:

Type: Meeting

Situation: It is the beginning of the school year at a college in Taipei. You and three other students have your new class schedules. You are trying to figure out when you can get together every day as a study group.

Goal: To find an hour during the school day when all four of you are free.

Number of Players: Groups of four students.

Materials: A work sheet for each player. (See Sample Work Sheets, which follow.) Under your name for this game, your daily class schedule is shown, with check marks indicating the hours at which you have classes.

Procedure: Mingle with the players in your group to exchange information.

Example: You are Speaker 1. It is Round 1.

S1: Wōmen kényi jiǔdiǎn bàn jiàn ma?

S2: Bù kényi. Wǒ yǒu kè.

S1: Wōmen yīdiǎn zhōng jiàn, xíng bu xíng?

S2: Xíng. Wǒ méiyǒu kè.

S1: Sāndiǎn zhōng nǐ yě méiyǒu kè ma?

S2: Méiyǒu. Sāndiǎn zhōng yě kényi.

You would now question the other players. You ask only about the hours that Speaker 2 is free.

Practice Points: Clock time.

MON Workbook, Unit 6

SAMPLE WORK SHEETS:

(ROUND 1)

	Zhōu	Lǐ	Mǎ	Wáng
8:30	✓			
9:30				
10:30	✓			
11:30				
1:00				
2:00	✓			
3:00				
4:00				

(ROUND 2)

	Zhōu	Lǐ	Mǎ	Wáng
8:30	✓			
9:30				
10:30	✓			
11:30				
1:00				
2:00				
3:00	✓			
4:00				

(ROUND 3)

	Zhōu	Lǐ	Mǎ	Wáng
8:30				
9:30				
10:30	✓			
11:30				
1:00	✓			
2:00	✓			
3:00				
4:00				

(ROUND 1)

	Zhōu	Lǐ	Mǎ	Wáng
8:30				
9:30	✓			
10:30	✓			
11:30				
1:00	✓			
2:00				
3:00				
4:00				

(ROUND 2)

	Zhōu	Lǐ	Mǎ	Wáng
8:30	✓			
9:30				
10:30	✓			
11:30	✓			
1:00				
2:00				
3:00				
4:00				

(ROUND 3)

	Zhōu	Lǐ	Mǎ	Wáng
8:30				
9:30	✓			
10:30				
11:30	✓			
1:00	✓			
2:00				
3:00				
4:00				

(ROUND 1)

	Zhōu	Lǐ	Mǎ	Wáng
8:30		✓		
9:30				
10:30				
11:30				
1:00				
2:00		✓		
3:00				
4:00		✓		

(ROUND 2)

	Zhōu	Lǐ	Mǎ	Wáng
8:30				
9:30		✓		
10:30		✓		
11:30				
1:00		✓		
2:00				
3:00				
4:00				

(ROUND 3)

	Zhōu	Lǐ	Mǎ	Wáng
8:30				
9:30				
10:30				
11:30		✓		
1:00				
2:00		✓		
3:00				
4:00		✓		

(ROUND 1)

	Zhōu	Lǐ	Mǎ	Wáng
8:30				
9:30			✓	
10:30				
11:30				
1:00				
2:00			✓	
3:00			✓	
4:00				

(ROUND 2)

	Zhōu	Lǐ	Mǎ	Wáng
8:30			✓	
9:30				
10:30			✓	
11:30				
1:00				
2:00				
3:00			✓	
4:00				

(ROUND 3)

	Zhōu	Lǐ	Mǎ	Wáng
8:30			✓	
9:30				
10:30				
11:30			✓	
1:00				
2:00				
3:00			✓	
4:00				

(ROUND 1)

	Zhōu	Lǐ	Mǎ	Wáng
8:30				✓
9:30				
10:30				
11:30				✓
1:00				
2:00				✓
3:00				
4:00				

(ROUND 2)

	Zhōu	Lǐ	Mǎ	Wáng
8:30				✓
9:30				
10:30				✓
11:30				
1:00				
2:00				✓
3:00				
4:00				

(ROUND 3)

	Zhōu	Lǐ	Mǎ	Wáng
8:30				✓
9:30				
10:30				
11:30				✓
1:00				
2:00				
3:00				
4:00				✓

UNIT 6 COMMUNICATION GAME B

INSTRUCTIONS:

Type: Matching

Situation: It is the beginning of the school year at a college in Taipei. You and three other students have your new class schedules. You are comparing them to see what classes two or more of you will be attending together. (There is only one class for each subject at any given hour; so having a class at the same time means attending it together.)

Goal: To find matches in classes.

Number of Players: Groups of four students.

Materials: A work sheet for each player. (See Sample Work Sheets, which follow.)

Example: You are Speaker 1. It is Round 1.

S1: Jiǔdiǎn zhōng nǐ yǒu kè ma?

S2: Yǒu.

S1: Yǒu shénme kè?

S2: Yǒu yītáng jīngjixué. Nǐ ne?

S1: Jiǔdiǎn zhōng wǒ yǒu yītáng zhèngzhixué.

(etc.)

Additional Note: For this game, you will need to know the counter for class periods, -táng.

Practice Points: Clock time, review of academic subjects.

SAMPLE WORK SHEETS:

(ROUND 1)

	Zhōu	Lǐ	Mǎ	Wáng
9:00	Pol. Sci.			
10:00	Eng. Lit.			
11:00				
12:00	Math			
1:30	Economics			
2:30				
3:30				
4:30				

(ROUND 2)

	Zhōu	Lǐ	Mǎ	Wáng
9:00				
10:00	Ch. Lit.			
11:00	Chemistry			
12:00	Ch. Hist.			
1:30				
2:30	Pol. Sci.			
3:30				
4:30				

(ROUND 3)

	Zhōu	Lǐ	Mǎ	Wáng
9:00	Math			
10:00	Japanese			
11:00				
12:00	Am. Hist.			
1:30				
2:30				
3:30	Economics			
4:30				

(ROUND 1)

	Zhōu	Lǐ	Mǎ	Wáng
9:00				
10:00	English			
11:00	Eng. Hist.			
12:00	Eng. Lit.			
1:30				
2:30				
3:30	Math			
4:30				

(ROUND 2)

	Zhōu	Lǐ	Mǎ	Wáng
9:00	Chemistry			
10:00	Eng. Lit.			
11:00				
12:00	Economics			
1:30				
2:30	Ch. Lit.			
3:30				
4:30				

(ROUND 3)

	Zhōu	Lǐ	Mǎ	Wáng
9:00	English			
10:00	Ch. Lit.			
11:00	Am. Hist.			
12:00				
1:30	Pol. Sci.			
2:30				
3:30				
4:30				

(ROUND 1)

	Zhōu	Lǐ	Mǎ	Wáng
9:00				
10:00		English		
11:00		Economics		
12:00				
1:30		Pol. Sci.		
2:30				
3:30		Chemistry		
4:30				

(ROUND 2)

	Zhōu	Lǐ	Mǎ	Wáng
9:00		Chemistry		
10:00		Ch. Lit.		
11:00				
12:00		Japanese		
1:30		Economics		
2:30				
3:30				
4:30				

(ROUND 3)

	Zhōu	Lǐ	Mǎ	Wáng
9:00		English		
10:00		Chemistry		
11:00				
12:00		Economics		
1:30				
2:30		Eng. Lit.		
3:30				
4:30				

(ROUND 1)

	Zhōu	Lǐ	Mǎ	Wáng
9:00			Ch. Hist.	
10:00				
11:00			English	
12:00			Eng. Lit.	
1:30			Pol. Sci.	
2:30				
3:30				
4:30				

(ROUND 2)

	Zhōu	Lǐ	Mǎ	Wáng
9:00				
10:00				
11:00			Chemistry	
12:00			Japanese	
1:30				
2:30			Ch. Lit.	
3:30				
4:30			Am. Hist.	

(ROUND 3)

	Zhōu	Lǐ	Mǎ	Wáng
9:00				
10:00			Chemistry	
11:00			Am. Hist.	
12:00			Pol. Sci.	
1:30				
2:30				
3:30			Math	
4:30				

(ROUND 1)

	Zhōu	Lǐ	Mǎ	Wáng
9:00				Ch. Hist.
10:00				
11:00				Economics
12:00				Japanese
1:30				
2:30				
3:30				Math
4:30				

(ROUND 2)

	Zhōu	Lǐ	Mǎ	Wáng
9:00				
10:00				Eng. Lit.
11:00				English
12:00				
1:30				Economics
2:30				
3:30				
4:30				Am. Hist.

(ROUND 3)

	Zhōu	Lǐ	Mǎ	Wáng
9:00				
10:00				Ch. Lit.
11:00				
12:00				Economics
1:30				
2:30				
3:30				Math
4:30				Japanese

MODULE 4: DIRECTIONS

UNIT 1 C-2 WORKBOOK

EXERCISE 1

In this exercise you will work on your comprehension of directions involving the words for "right," "left," and "intersection."

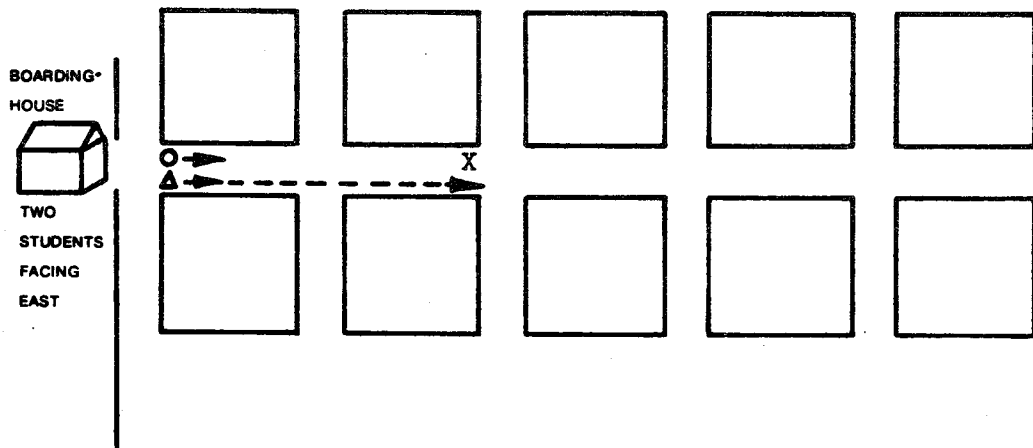
In this conversation, an American student and a Chinese student are standing across the street from their boardinghouse in Taipei. The American student learned some Chinese in the United States. He has just arrived in Taipei for further study.

You will hear the conversation three times. As you listen to it for the third time, answer the questions on the next page.

You need to know four new expressions for this exercise:

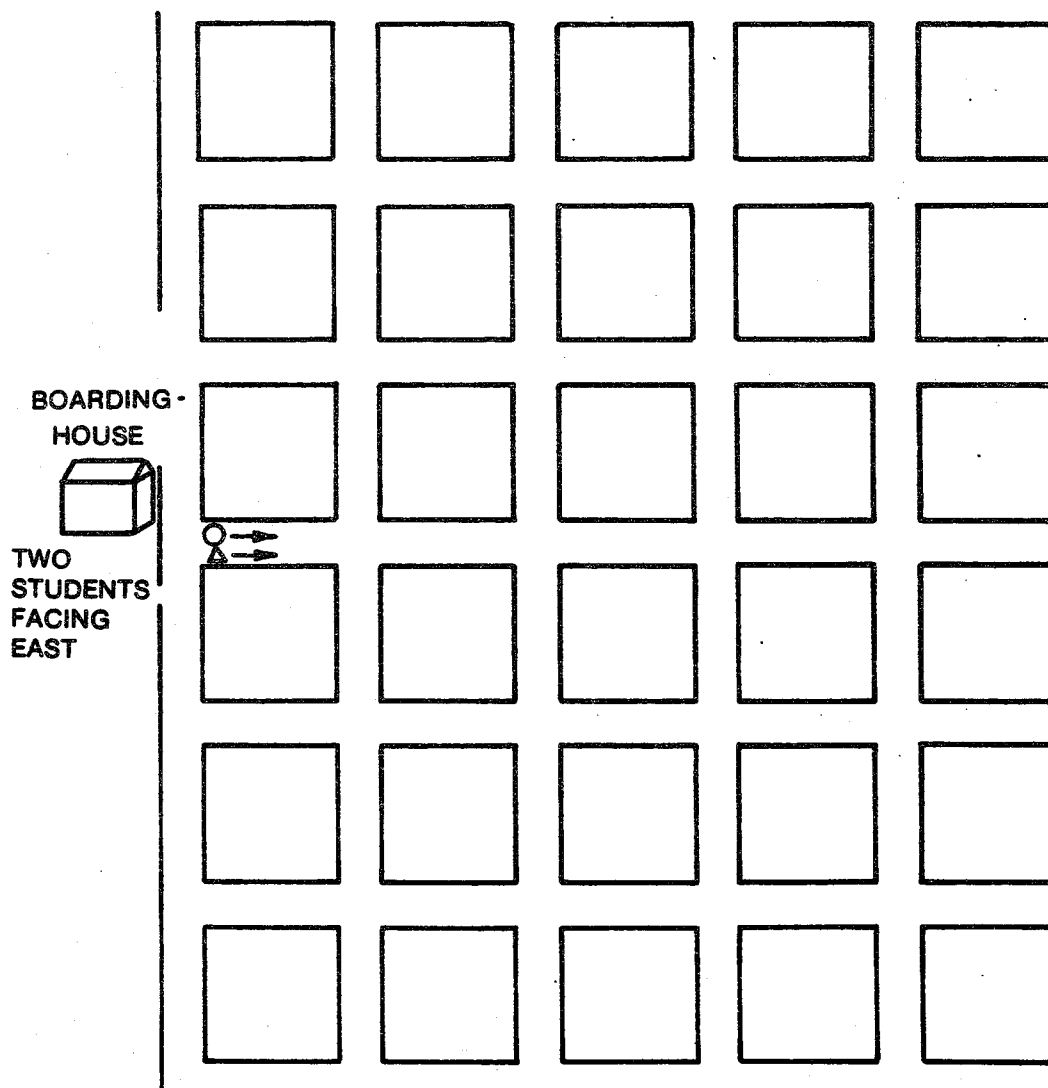
zuǒbianr	(left side)
shūdiàn	(bookstore)
<u>Zhōngguó Wénxué Shǐ</u>	(<u>A History of Chinese Literature</u>)
shāngdiàn	(store, shop)

Dào le lùkǒu means "having REACHED the intersection." The expression does not mean "having CROSSED the intersection." (See map below. The X represents dào le dīerge lùkǒu.)



QUESTIONS

1. How do you get to Taiwan University from "here" (i.e., where the students are standing)? (For the route, draw a line from the students to the university. For Taiwan University, draw a circle on the map.)
2. How do you get to the Student Bookstore (Xuéshēng Shūdiàn) from Taiwan University? (Show the route and mark an X on the map for the bookstore.)
3. In which direction is the small shop where you can buy soap? (Indicate the direction by an arrow beginning where the students are and pointing towards the shop.)



EXERCISE 2

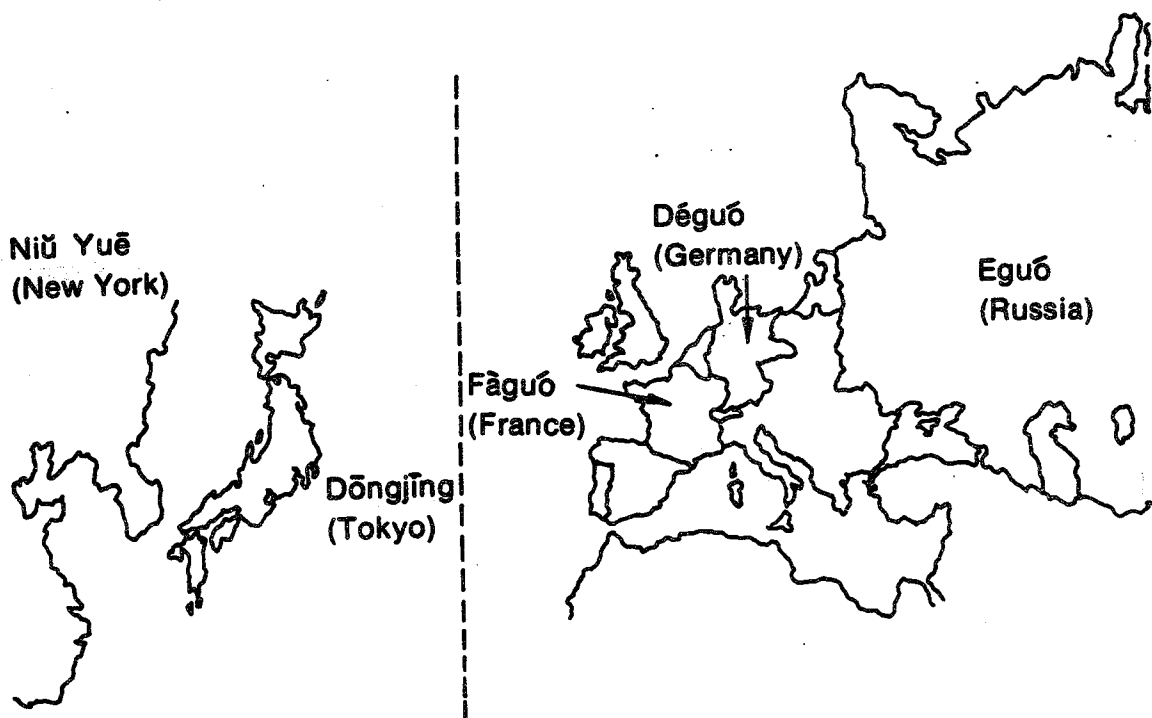
In this exercise you will work on your comprehension of the words for "from," "to," and "by way of." Mr. Randolph, an American businessman, is talking with his friend Mrs. Zhāng, a Chinese woman living abroad.

You will hear the conversation three times. As you listen to it for the third time, answer the questions on the next page.

Here are three new words you need to know for this exercise:

jīngguo	(by way of, via)
jìn	(to be close, to be near)
fāngbian	(to be convenient)

The place names you need for the exercise are given below.



In this unit you saw the phrase "go to..." translated as dào...qù. In giving the stages of a long itinerary, however, dào is usually used alone, without qù, as in Wǒ qūnián cóng Niǔ Yuē dào Dōngjīng, cóng Dōngjīng dào Xiānggǎng, cóng Xiānggǎng dào Běijīng.

QUESTIONS

1. Was it last year that Mr. Randolph went to China through Europe?
() Yes () No
2. Is it cheaper to go to China via San Francisco?
() Yes () No

EXERCISE 3

This exercise will give you practice in recognizing the prepositional verb dào and the full verb qù in different situations. In this conversation two Chinese students are talking about their study plans at Taiwan University.

You will hear the conversation three times. As you listen to it for the third time, answer the questions below.

Here are two expressions you need for this exercise:

kāi xué (school starts [literally, "open school"])
hái bù yíding (not yet certain)

This conversation contains a number of sentences involving the purpose of an action. You have already learned sentences involving the purpose of someone's "coming":

Nǐ lái zuò shénme? (What did you come to do?)

Here you will find sentences about the purpose of studying and going:

Nǐ xué Rìwén zuò shénme? (Why are you studying Japanese?)
Wǒ xiǎng dào Rìběn qù (I'm thinking of going to Japan
niàn shū. to study.)

QUESTIONS

1. Do both students have definite plans to study overseas?
() Yes () No
2. Is it more expensive to study in Japan than in the United States?
() Yes () No

DIALECT LISTENING EXERCISE

A Dialect Listening Exercise is a conversation from a preceding exercise spoken with a different pronunciation. You will learn to understand Chinese as pronounced by speakers of Chinese languages who have learned Standard Chinese as a second language.

One common characteristic of dialect speech is that words which would start with the sounds /zh/, /ch/, and /sh/ (i.e., retroflex, or /r/-position, sounds) in Standard Chinese are pronounced with the sounds /z/, /c/, and /s/ (i.e., dental, or /s/-position, sounds). Also, initial /r/ may be pronounced like an English l, ɣ, or z.

UNIT 1 P-2 WORKBOOK

EXERCISE 1

In this exercise you will ask for directions. You will also practice a technique that will help you understand directions: breaking down the directions into steps.

Using the "maps" of Taipei in Display I, ask directions to the place named at the top of each map. For instance, the first place you are looking for is the bank. So your conversation starts out like this:

Example 1

YOU: Qǐngwèn, dào yínháng qù, zěnmě zǒu?

[Repeat confirmation.]

TAPE: Cóng zhèlǐ wàng zuǒ zǒu. Dào le lùkǒu, zài wàng yòu zǒu, jiù dào le.

Your second task in this exercise is to listen to the directions given and to indicate the route by drawing a line on the appropriate map. (The directions will be repeated.)

Now your third task: breaking down the directions into steps. Using the route you have just mapped out, take the first step of the directions and ask if that is what you do first. Then ask what comes after that. For instance:

Example 2

YOU: Wǒ xiān wàng zuǒ zǒu, duì bu duì?

TAPE: Duì le.

YOU: Ránhòu ne?

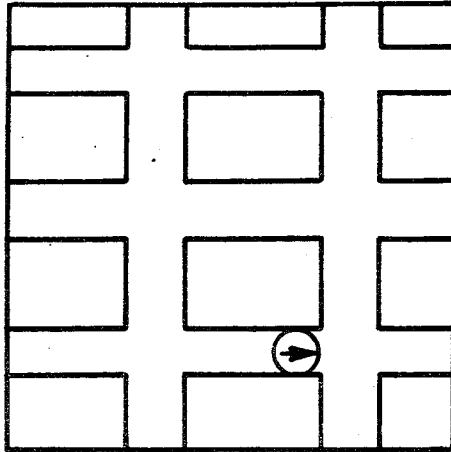
TAPE: Ránhòu, dào le lùkǒu, zài wàng yòu zǒu.

YOU: Hǎo. Xièxie.

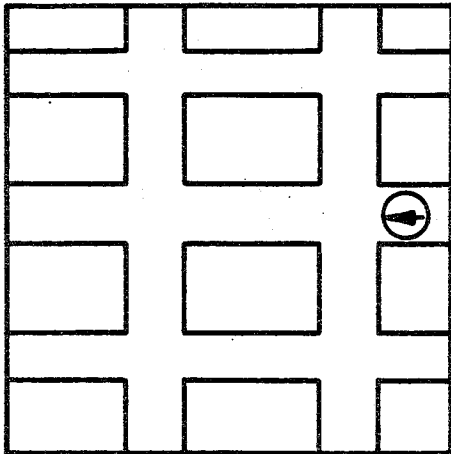
For this exercise you need to know the word xiǎoxué, "grade school," "primary school."

DISPLAY I

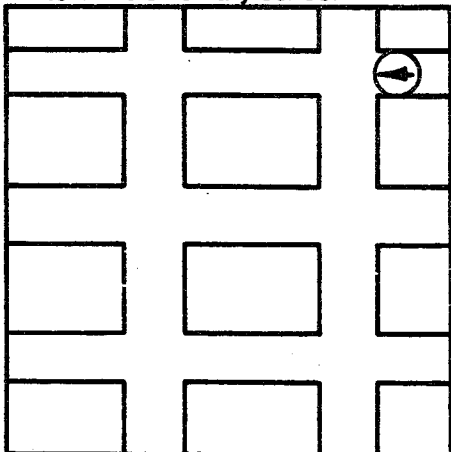
1. To the bank



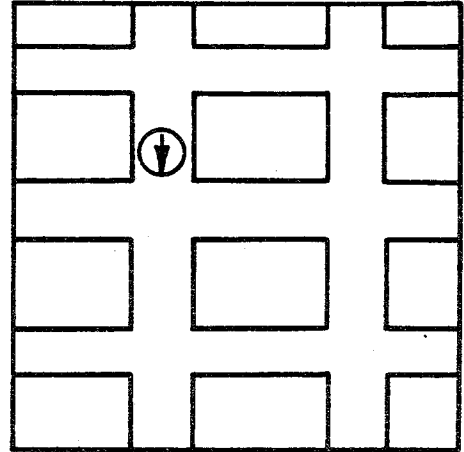
2. From the bank to the coffeehouse



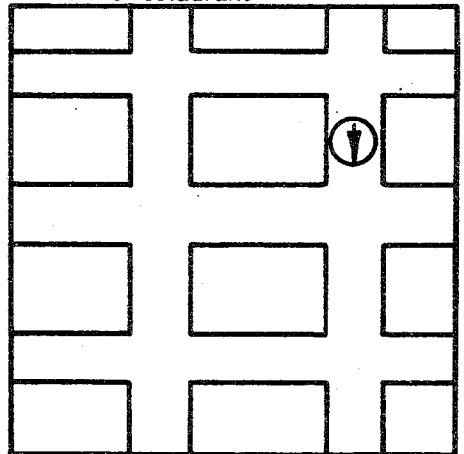
3. From the coffeehouse to the elementary school



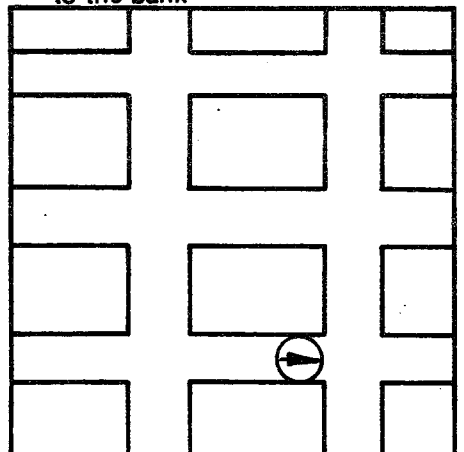
4. From the elementary school to the university



5. From the university to the restaurant



6. From the restaurant to the bank



 : Indicates starting point and direction faced.

EXERCISE 2

In this exercise you will talk about sequences of actions. You are to describe where you went yesterday, where you are going today, where you will go tomorrow, and so on.

Looking at Display II on the next page, you will see three lists showing places you went or will go to. Using this information, answer the recorded questions. (When taking your answers from a list, assume that today's date is the date given at the top of that list.)

Example 1

TAPE: Nǐ jīntiān dào nǎlǐ qù?

YOU: Wǒ xiān dào Měiguó Yínháng qù, ránhòu dào Táiwān Yínháng qù.

When answering questions about a completed action, use the shì...de construction, since you are focusing on WHERE you went, not on whether or not you went. When using shì...de in clauses, shì is sometimes omitted.

Example 2

TAPE: Zuótiān ne?

YOU: Wǒ shì xiān dào Guóbīn Dǎfāndiàn qùde, ránhòu dào fānguǎnzi qùde.

(Notice that in the second clause there is no shì.)

DISPLAY II

LIST 1
(Today is September 11.)

DESTINATIONS

TODAY	Bank of America	Bank of Taiwan
YESTERDAY	Ambassador Hotel	a restaurant
TOMORROW	Bank of America	the First Hotel
DAY AFTER TOMORROW	Taiwan University	a restaurant

LIST 2
(Today is December 10.)

DESTINATIONS

TODAY	Taiwan University	Huáměi Coffeehouse
YESTERDAY	the First Company	Taiwan University
TOMORROW	Taiwan University	a restaurant
DAY AFTER TOMORROW	the First Company	Huáměi Coffeehouse

LIST 3
(Today is March 23.)

DESTINATIONS

TODAY	Taiwan University	Zhōngshān Elementary School
YESTERDAY	Héping Elementary School	Taiwan University
TOMORROW	Zhōngshān Elementary School	Héping Elementary School
DAY AFTER TOMORROW	Taiwan University	Héping Elementary School

EXERCISE 3

In this exercise you will ask two types of questions which call for yes/no answers. You have learned how to ask yes/no questions by offering a choice between the "yes" answer and the "no" answer.

"YES" ANSWER	"NO" ANSWER	YES/NO-CHOICE QUESTION
Tā lái.	Tā bù lái.	Tā lái bu lái?

It is also possible to follow this pattern to form questions about actions which are completed:

"YES" ANSWER	"NO" ANSWER	YES/NO-CHOICE QUESTION
Tā lái le.	Tā méi(you) lái.	Tā lái le méiyǒu?

The speaker on tape will give the ANSWER to a question. Then you are to ask the QUESTION that prompted the answer, using the appropriate yes/no-choice question.

Example 1

A: Tāmen nàlǐ bú mǎi Měiguó zázhi.

Q: Tāmen nàlǐ mǎi bu mǎi Měiguó zázhi?

As you know, Tāmen nàlǐ mǎi Měiguó zázhi bu mǎi is also correct, but the speaker will confirm with the question in the example.

Example 2

A: Tā zǒu le.

Q: Tā zǒu le méiyǒu?

Keep in mind that méiyǒu can be the negative of the main verb yǒu (a state verb) as well as the marker of the negative of completed action. Here is an example of the negative of yǒu:

A: Wǒ méiyǒu qián.

(I don't have any money.)

Q: Nǐ yǒu méiyǒu qián?

(Do you have any money?)

Here is an example of the negative of completed action:

A: Wǒ méiyǒu huàn qián.

(I haven't changed any money.)

Q: Nǐ huàn qián le méiyǒu?

(Have you changed any money?)

UNIT 1 COMMUNICATION GAME

INSTRUCTIONS:

Type: Tracing

Situation: The setting is Taipei. One person is giving directions to another over the telephone. Both have copies of the same map. The person giving directions has the route marked on his copy, and the person listening to the directions is trying to trace the route on his copy.

Goal: To have the same route marked on both maps.

Number of Players: Pairs of students.

Materials: Maps, either unlabeled or partially labeled with place names. (Both players have the same kind of map.)

Procedure: One player marks a route on his copy of the map. He gives directions to another player, who marks the route on his copy. Then the two players compare the routes they have marked.

The player giving directions may make the route as complicated as he wishes--the more complicated the better, within practical limits. He may at any time repeat himself or check to see if the other player has understood. The player receiving directions may at any time stop the other player, ask him to repeat, or check up on his own understanding.

With unlabeled maps, the starting point is indicated on both copies. With partially labeled maps, the player giving directions asks where the other player is now. The player receiving directions chooses a starting point and names it.

The same copies of the map, fresh copies, or different maps may be used for additional rounds of the game.

Example 1: (unlabeled map) You are Speaker 1. You have marked a route on your copy of the map (as shown on the first Sample Work Sheet).

S1: Cóng nàlǐ wǎng yòu zǒu. Dào le lùkǒu, zài wǎng zuǒ zǒu.

S2: Wǒ xiān wǎng yòu zǒu, duì bu duì?

S1: Duì le.

S2: Ránhòu ne?

S1: Ránhòu, dào le lùkǒu, zài wǎng zuǒ zǒu.

S2: Hǎo.

(etc.)

Example 2: (labeled map) You are Speaker 1. You have marked a route on your copy of the map. (See second Sample Work Sheet.)

S2: Dào nǎlǐ qù, zěnmě zǒu?

S1: Nǐ xiànzài zài nǎlǐ?

S2: Wǒ xiànzài zài Huáměi Kāfēitīng.

S1: Nǐ zhīdao bu zhīdao Měiguó Wǔguānchù?

S2: Zhīdao.

S1: Xiān dào Měiguó Wǔguānchù. Dào le Měiguó Wǔguānchù, zài yǐzhǐ zǒu.

Ránhòu dào le lùkǒu, zài wàng yòu zǒu, jiù dào le.

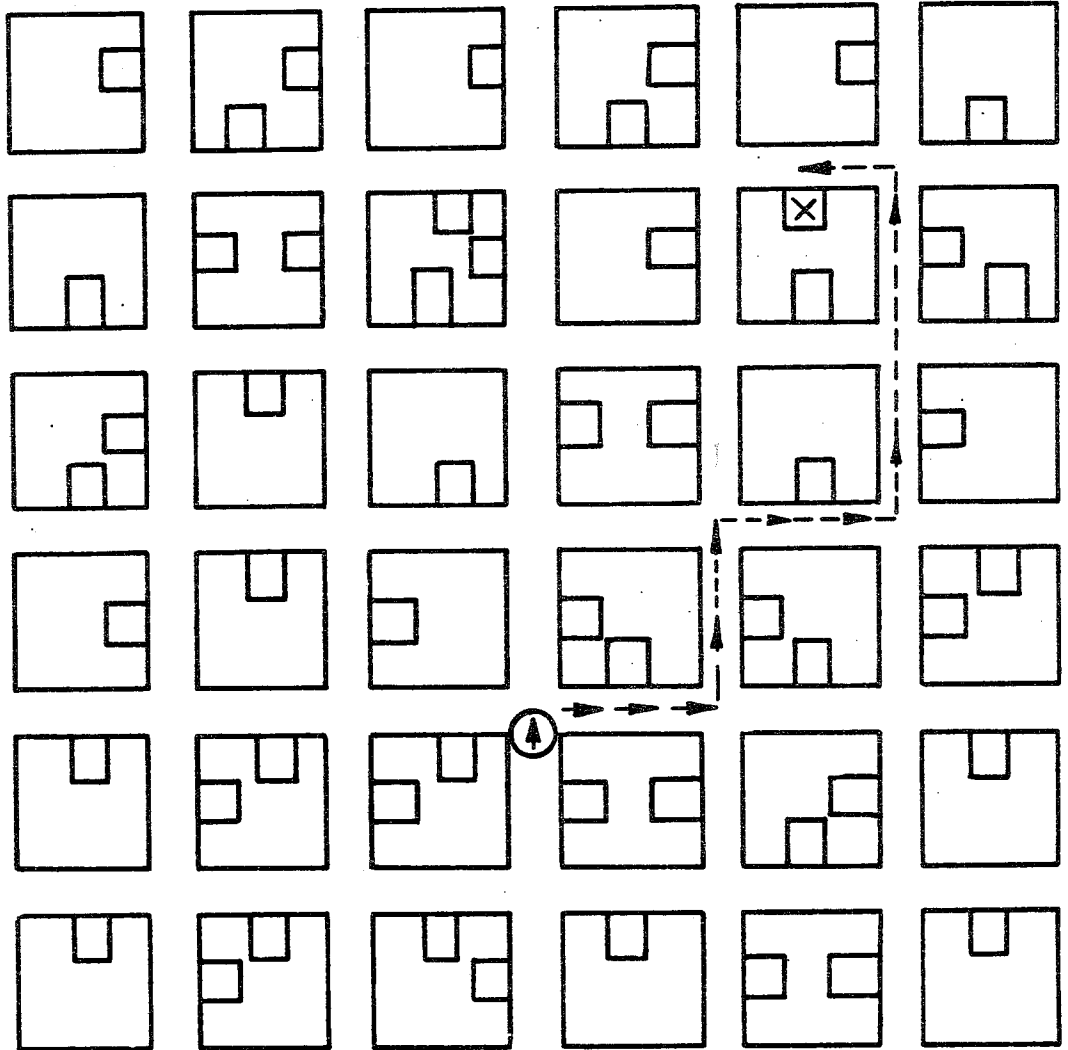
S2: Wǒ xiān cóng Huáměi Kāfēitīng wàng yòu zǒu. Ránhòu, dào le dìsāngè lùkǒu, zài wàng yòu zǒu, jiù dào le, duì bu duì?

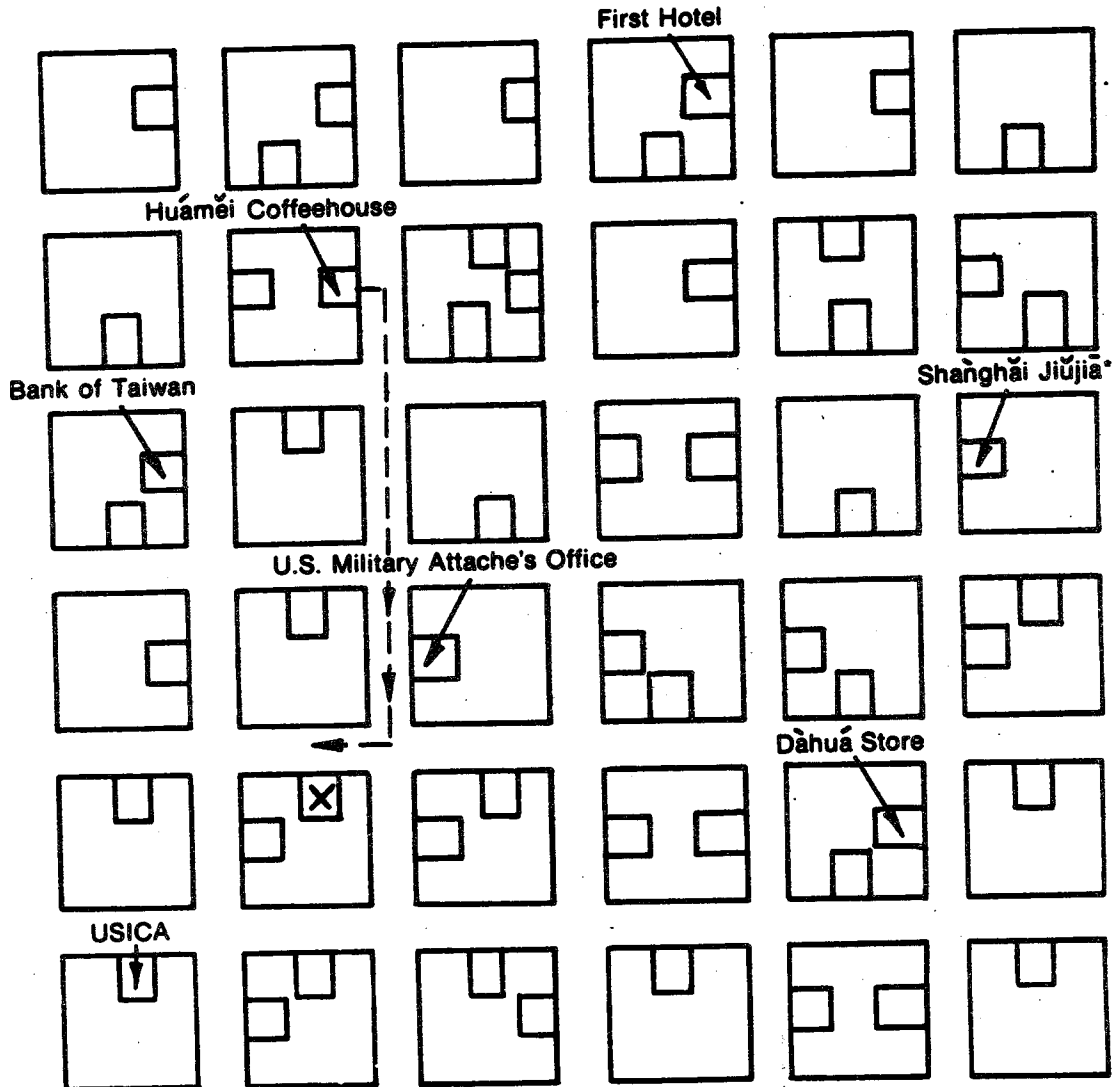
S1: Duì le.

(etc.)

Practice Points: Everything about directions presented in the course to this point.

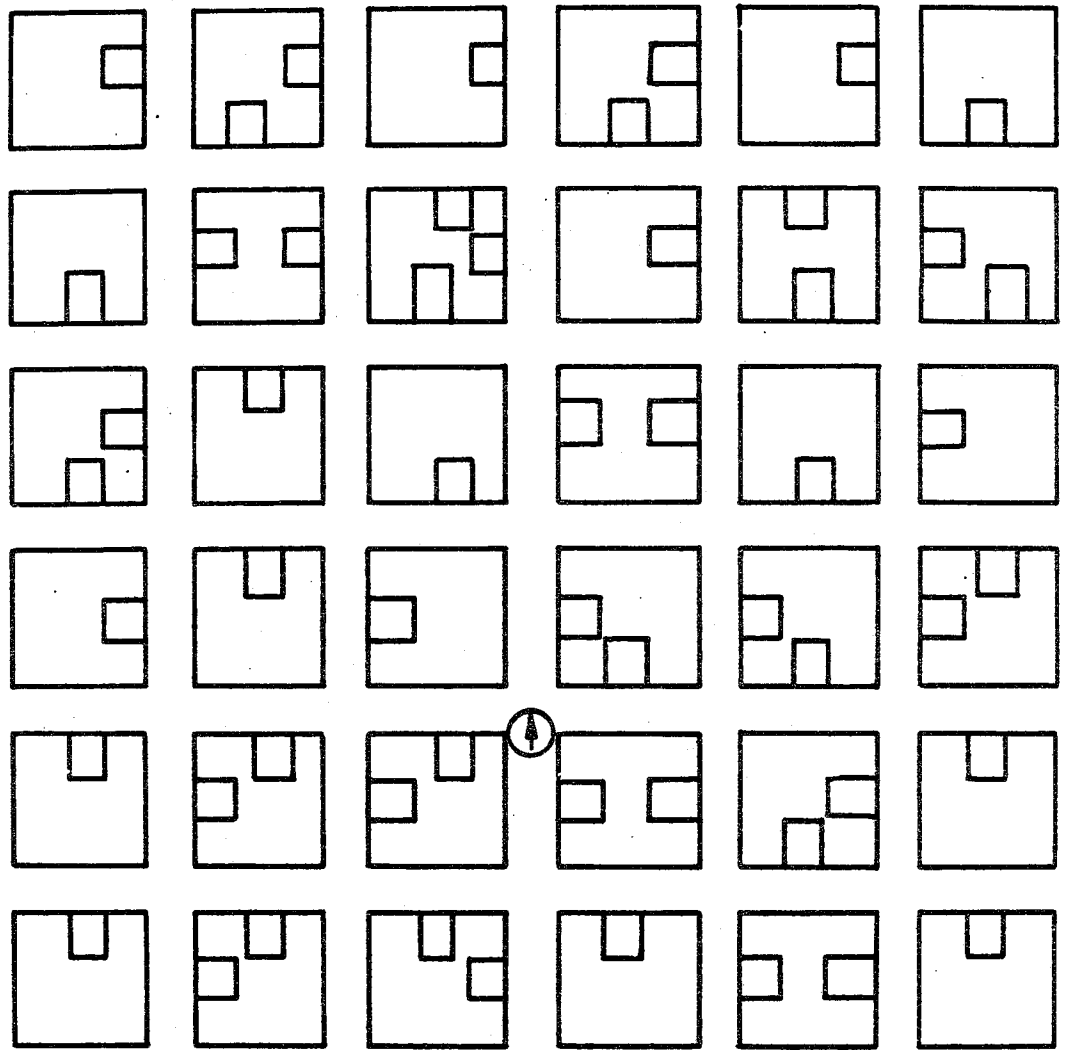
SAMPLE WORK SHEETS:








*Jiǔjiā means "restaurant" (literally, "wine house"). Fànguǎnr and fànguǎnzi are seldom used in the names of restaurants.

UNLABELED MAPS for TRACING GAME



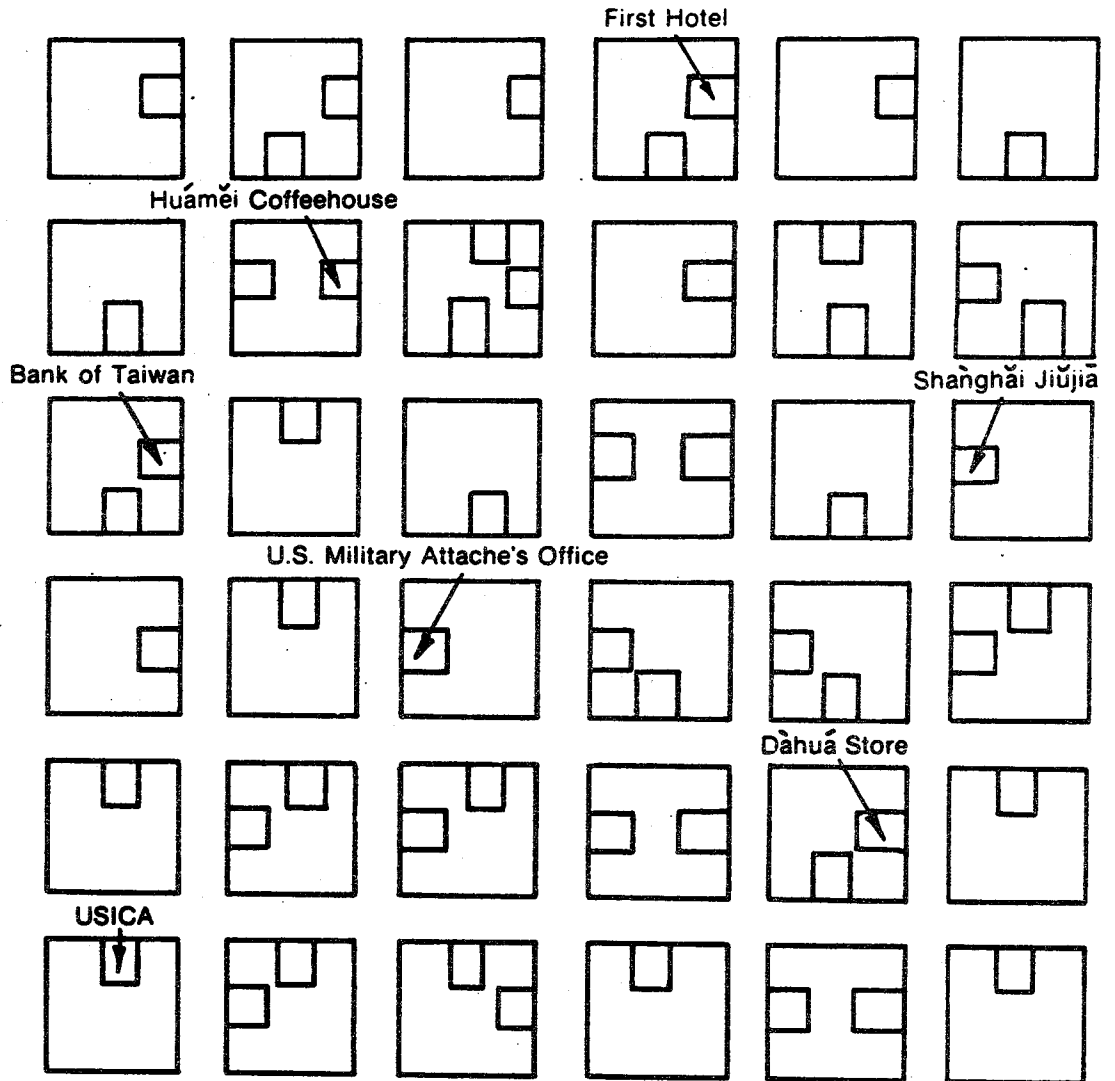


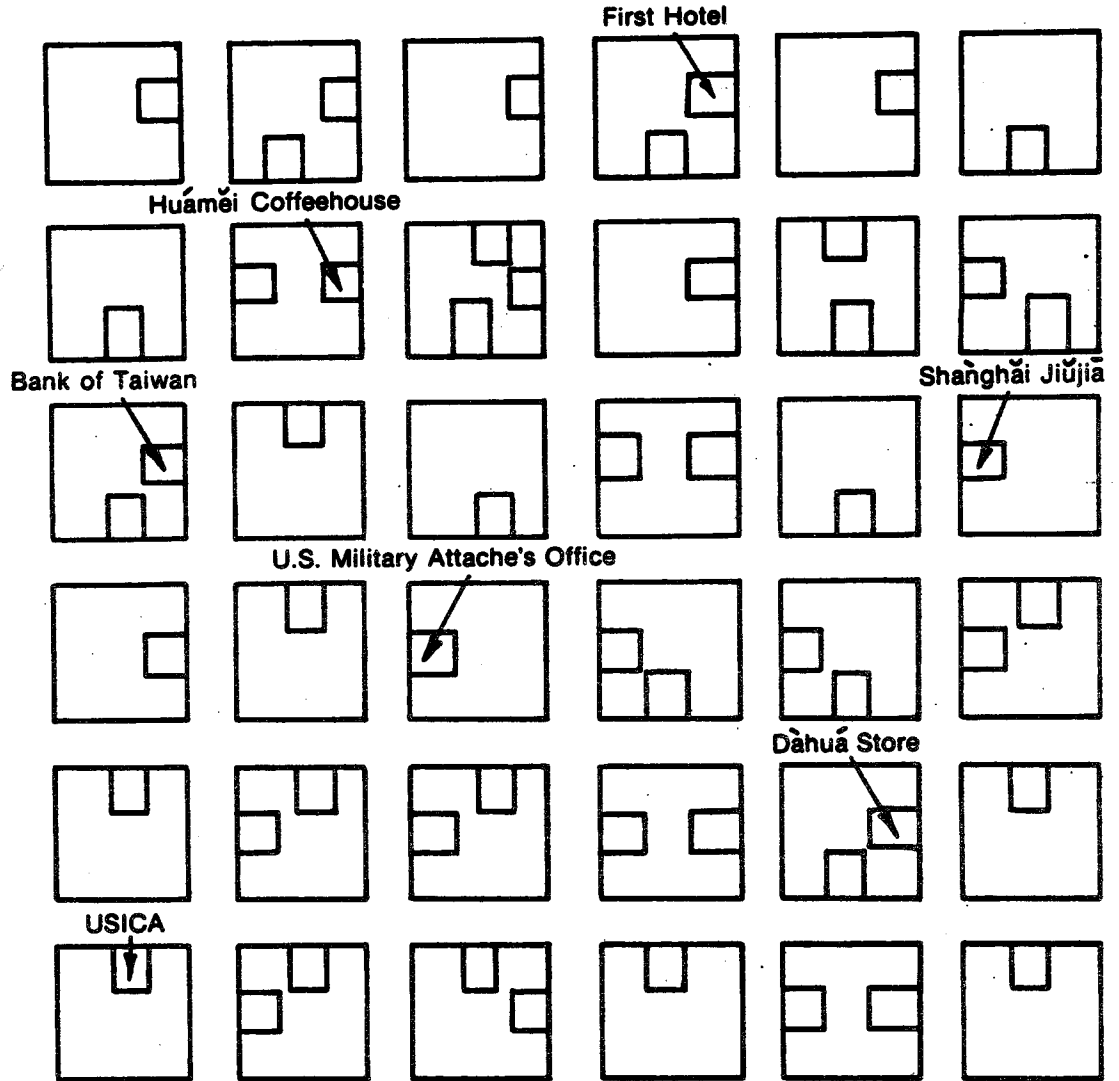




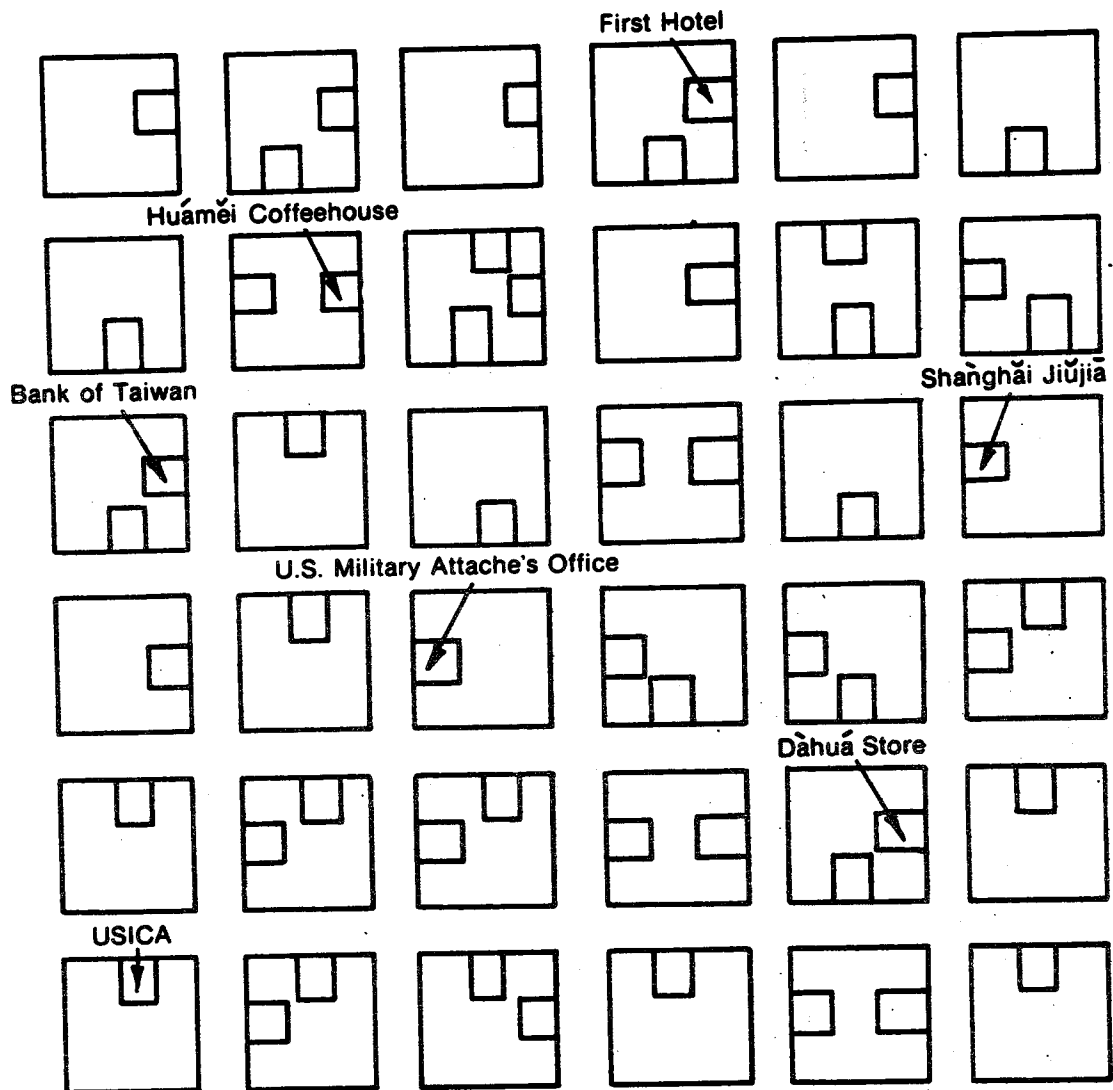
DIR Workbook, Unit 1

LABELED MAPS for TRACING GAME

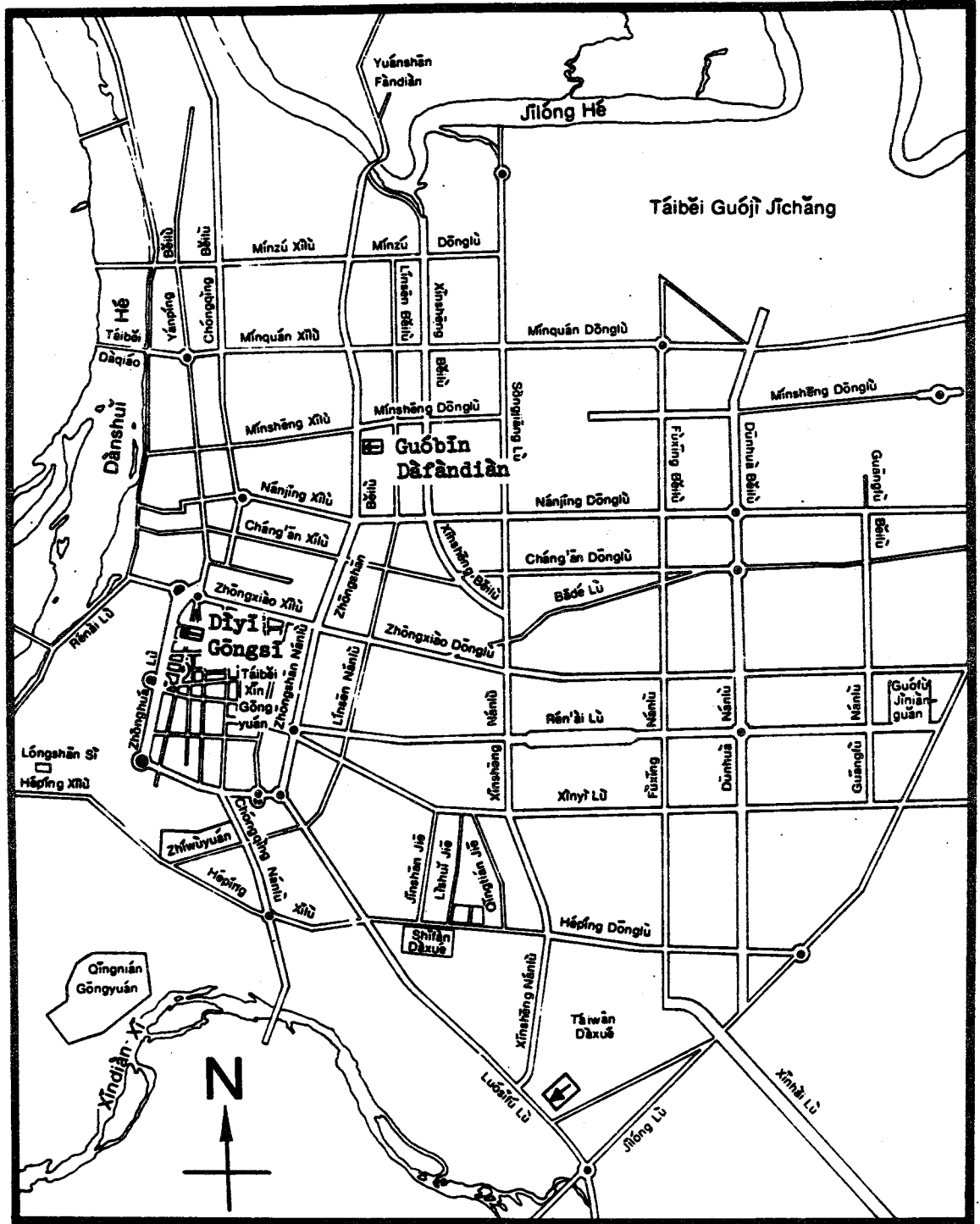




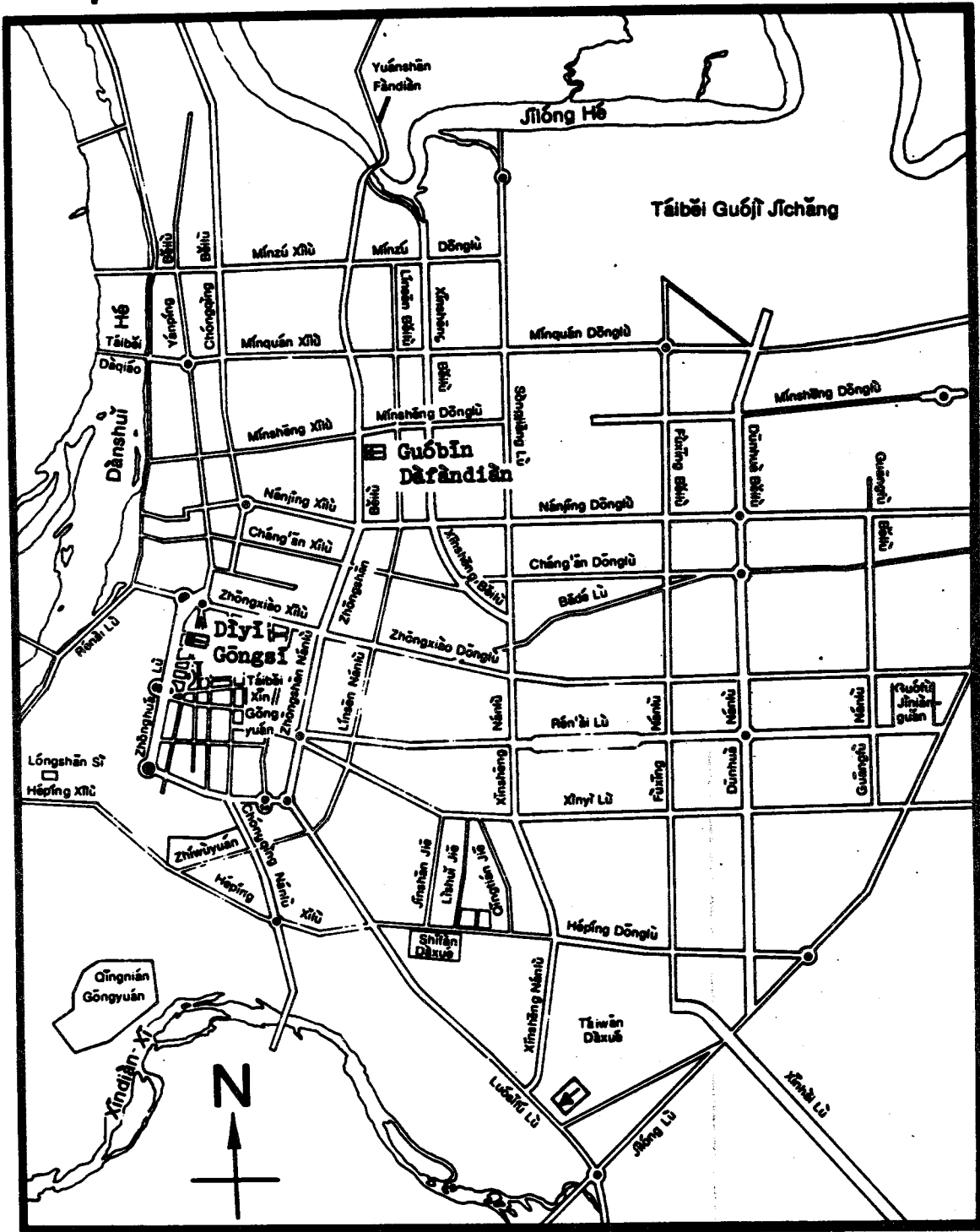
			First Hotel		
	Huáměi Coffeehouse				
Bank of Taiwan					Shānghǎi Jiǔjiā
		U.S. Military Attache's Office			
				Dàhuá Store	
USICA					



Taipei



Taipei



UNIT 2 C-2 WORKBOOK

EXERCISE 1

This exercise will give you practice with the words for "inside," "outside," "right side," and "left side."

Mr. Ludden is making a purchase at the Friendship Department Store in Běijīng. He has just discovered that he does not have enough People's currency to pay for the purchase.

You will hear Mr. Ludden's conversation three times. As you listen to it for the third time, answer the questions on the next page.

Here are four expressions you will need for the exercise:

gòu	(to be enough)
Yǒuyí Shāngdiàn	(Friendship Department Store)
bànshìchū	(office)
zuìhǎo	(it would be best that)

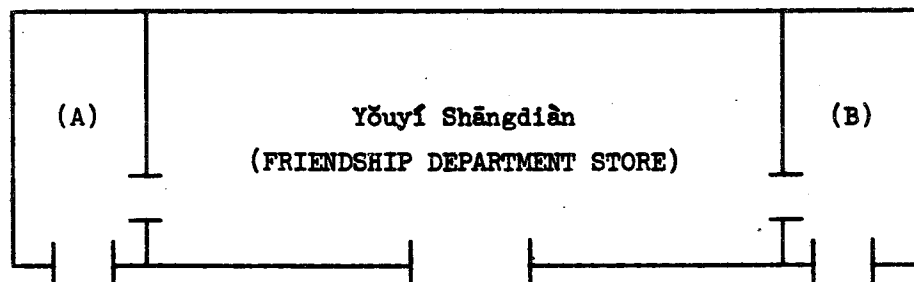
In this exercise the prepositional verb cóng is used for "through," or "via."

Wǒ cóng nǎr zǒu? (How do I get there?)

Nǐ cóng nèige dāmén zǒu. (You get there through that entrance.)

(When speaking of "via" cities and countries, you would generally use jīngguo: Wǒ shì jīngguo Rìběn guòde, "I went via Japan.")

Here is diagram of the Friendship Department Store, for your use in following the conversation and in answering the questions on the next page:



QUESTIONS

1. How is Mr. Ludden advised to go to the bank office?
 through the inside
 through the outside
2. Where is the bank office?
 on the left side (B)
 on the right side (A)

EXERCISE 2

This exercise will give you more practice with the words for "inside," "outside," "right side," and "left side."

In the two conversations between a Běijīng resident and an out-of-town guest, some of the details have been invented. They may not correspond to the actual situation in Běijīng.

You will hear the conversations three times. As you listen to them for the third time, answer the questions below.

You will need the word rè, "to be hot," for this exercise.

QUESTIONS

1. Indicate by check marks where each item is sold.

	<u>SOLD</u>	
	inside the park	outside the park
APPLES		
NEWSPAPERS		
CANDY		
BEER		
ORANGES		
MAGAZINES		
SODA		

2. Are oranges and apples sold to the right of the candy? Yes No

EXERCISE 3

This exercise will give you practice with the words for "before" and "after."

Mr. Clark has been staying at the Běijīng Hotel for a few weeks. He is talking in the hotel lobby to Professor Lín, a Chinese person living overseas. Professor Lín has also been staying at the Běijīng Hotel for the past few weeks with a delegation from Europe.

You will hear the conversation three times. As you listen to it for the third time, answer the questions below.

Here are some new expressions you will need for the exercise:

zǒuzou (to take a walk)

nǎ (well, then)

QUESTIONS

1. Mr. Clark wants to go for a walk
 after he goes to see his friend.
 before he goes to see his friend.
2. Professor Lín's friend is coming
 at four o'clock.
 before four o'clock.
 after four o'clock.

UNIT 2 P-2 WORKBOOK

EXERCISE 1

Translate orally into Chinese each English question below. After your translation, the speaker on tape will ask the question in Chinese and give an answer to the question.

The answers usually leave out the introductory "I know that..." and give only the information asked for:

Example 1 (No. 1 on tape)

Q: Nǐ zhīdao bu zhīdao Dōngdān Diànyǐngyuǎn zài nǎr?

A: Zài Dōngdān Cǎishichǎngde yòubianr.

Example 2 (No. 2 on tape)

Q: Nǐ zhīdao bu zhīdao zhèr fùjìn yǒu meiyou diànyǐngyuǎn?

A: Yǒu, jiù zài Dōngdān Cǎishichǎngde yòubianr.

(Notice in Example 2 that a yes/no-choice question [Nǐ zhīdao bu zhīdao...?] may be used with "whether" as well as with "what," "where," "who," and so forth.)

QUESTIONS

1. Do you know where the Dōngdān Theater is?
2. Do you know whether there is a theater in this area?
3. Do you know at what hour the bank opens?
4. Do you know how to get to Dōngdān Park from here?
5. Do you know on what side of Dōngdān Park there is a market?
6. Do you know whether this hotel accepts American currency?
7. Do you know whether the bank opens on Saturday?
8. Do you know where you can change money into People's currency?
9. Do you know whether there is a bank in the vicinity of Dōngdān Park?
10. Do you know how much this vase costs?

EXERCISE 2

Display I is a map of two areas in a fictional Chinese city in Héběi. The zigzag line across the middle of the display indicates that the two areas are not near one another.

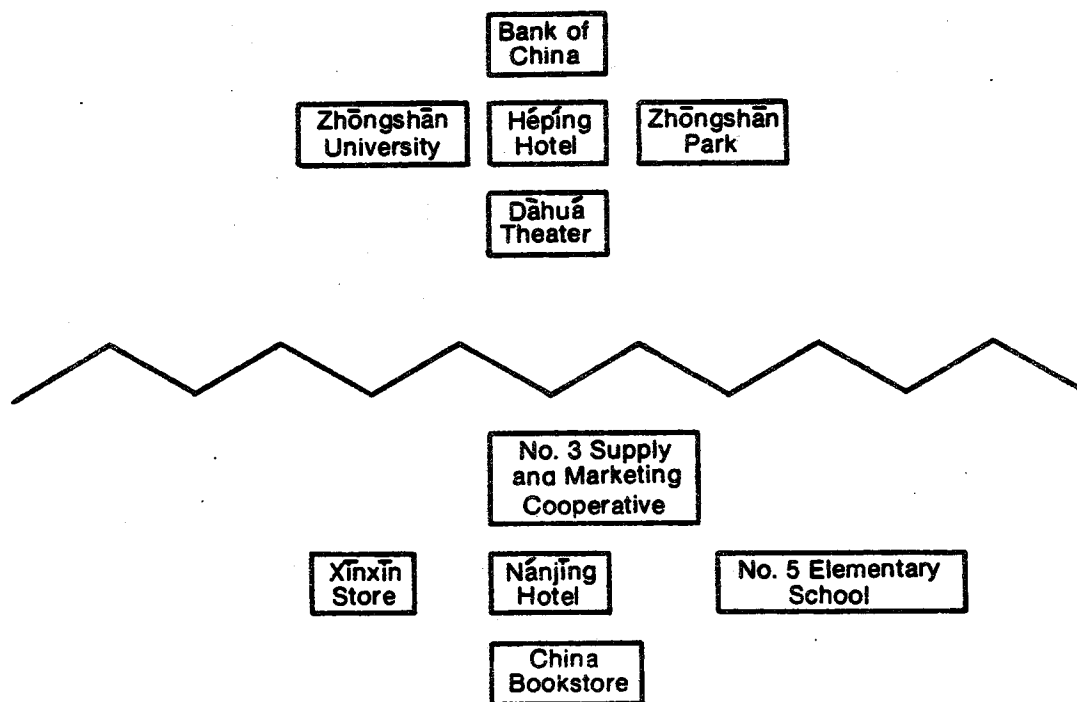
Use the display to answer the questions on tape, assuming that the map is complete. (For example, since a college is not shown in the vicinity of the Nánjīng Hotel, assume that no college is in that area.)

For this exercise, you need to know these two expressions:

xiǎoxué (elementary school)

gōngxiāo hézuòshè (supply and marketing cooperative)

DISPLAY I



EXERCISE 3

Display II, on the next page, contains six maps of the same area in a fictional Chinese city in Héběi. On each map a different place is labeled. You will ask directions "from" that place "to" the place indicated above the map.

For each map, ask how to get from one place to the other. When you are given the directions, repeat them one sentence at a time. (You will find it helpful to trace the route on the map, with one arrow for each sentence.)

Example (Map 1: from the Hépíng Hotel to the No. 2 Elementary School)

YOU: Cóng Hépíng Fàndiàn dào Dièr Xiǎoxué qù, zěnmě zǒu?

TAPE: Chūle Hépíng Fàndiàn wǎng dōng zǒu. Guòle lùkǒur, jiù shì Dièr Xiǎoxué.

YOU: Chūle Hépíng Fàndiàn, wǒ xiān wǎng dōng zǒu, duì bu duì?

TAPE: Duì le.

YOU: Ránhòu guòle lùkǒur, yǒubianr jiù shì Dièr Xiǎoxué, duì bu duì?

TAPE: Duì le.


You will need to know:

xiǎoxué (elementary school)

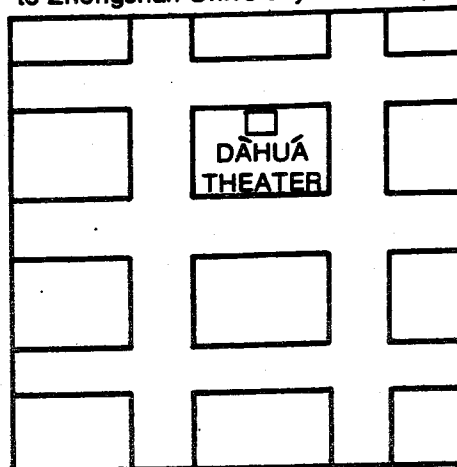
guòle lùkǒur (having passed the intersection)

DISPLAY II

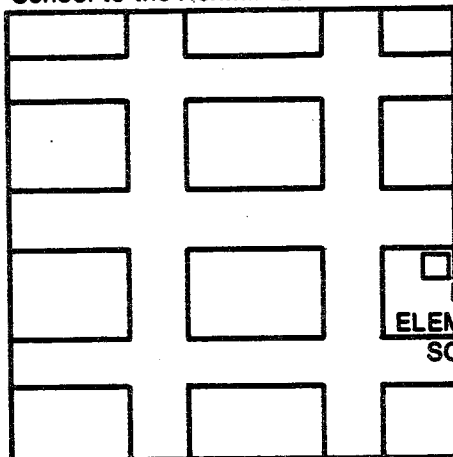
1. From the Héping Hotel to the No. 2 Elementary School



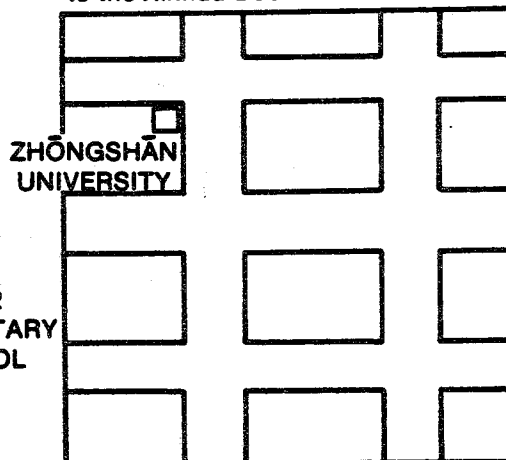
4. From the Dāhuá Theater to Zhōngshān University



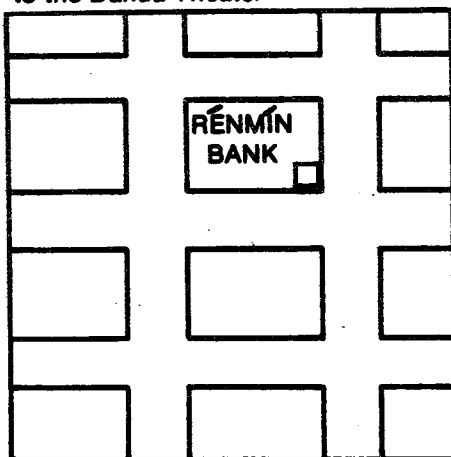
2. From the No. 2 Elementary School to the Rénmín Bank




5. From Zhōngshān University to the Xīnhuá Bookstore



3. From the Rénmín Bank to the Dāhuá Theater



6. From the Xīnhuá Bookstore to the Héping Hotel



EXERCISE 4

Each item will start with a statement that a person does one thing first and then does another. The statement is repeated. Then you are asked when the person does one of the two things. You answer that he does it either before or after he does the other.

Example 1

TAPE: Tā xiān qù mǎi dōngxī, zài qù kàn péngyou.

Tā shénme shíhou qù kàn péngyou?

YOU: Tā mǎile dōngxī yǐhòu, zài qù kàn péngyou.

[Repeat confirmation.]

In your reply, notice the completion le placed BEFORE the nonamount object dōngxī in the yǐhòu clause. (See Reference Notes on Additional Required Vocabulary in your textbook.)

Example 2

TAPE: Tā xiān qù huàn qián, zài qù mǎi dōngxī.

Tā shénme shíhou qù huàn qián?

YOU: Tā qù mǎi dōngxī yǐqián, xiān qù huàn qián.


[Repeat confirmation.]


UNIT 2 COMMUNICATION GAME A

INSTRUCTIONS:

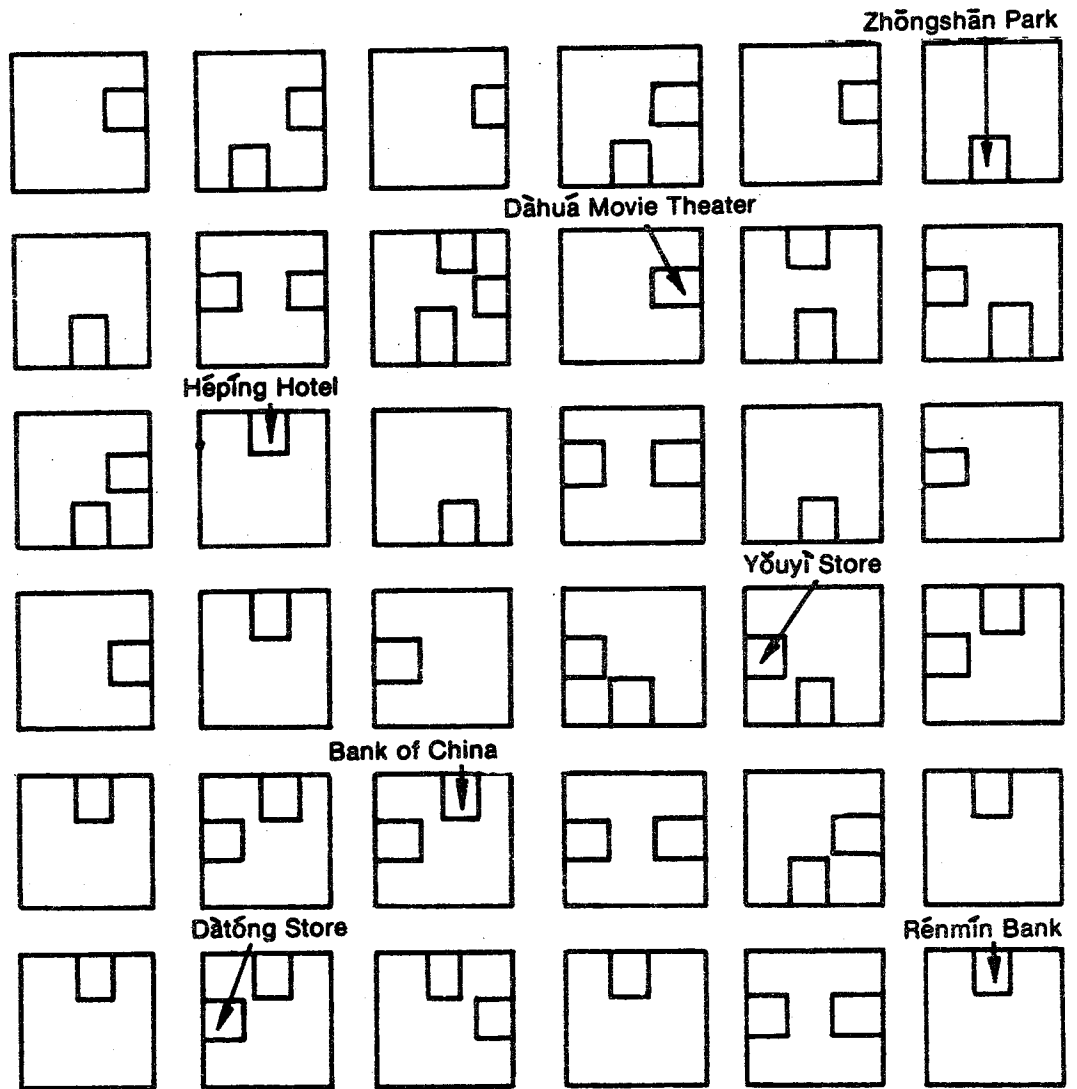
Type: Tracing (This game is played like the Unit 1 Communication Game, except that the setting is Běijīng and you have additional words and structures at your disposal.)

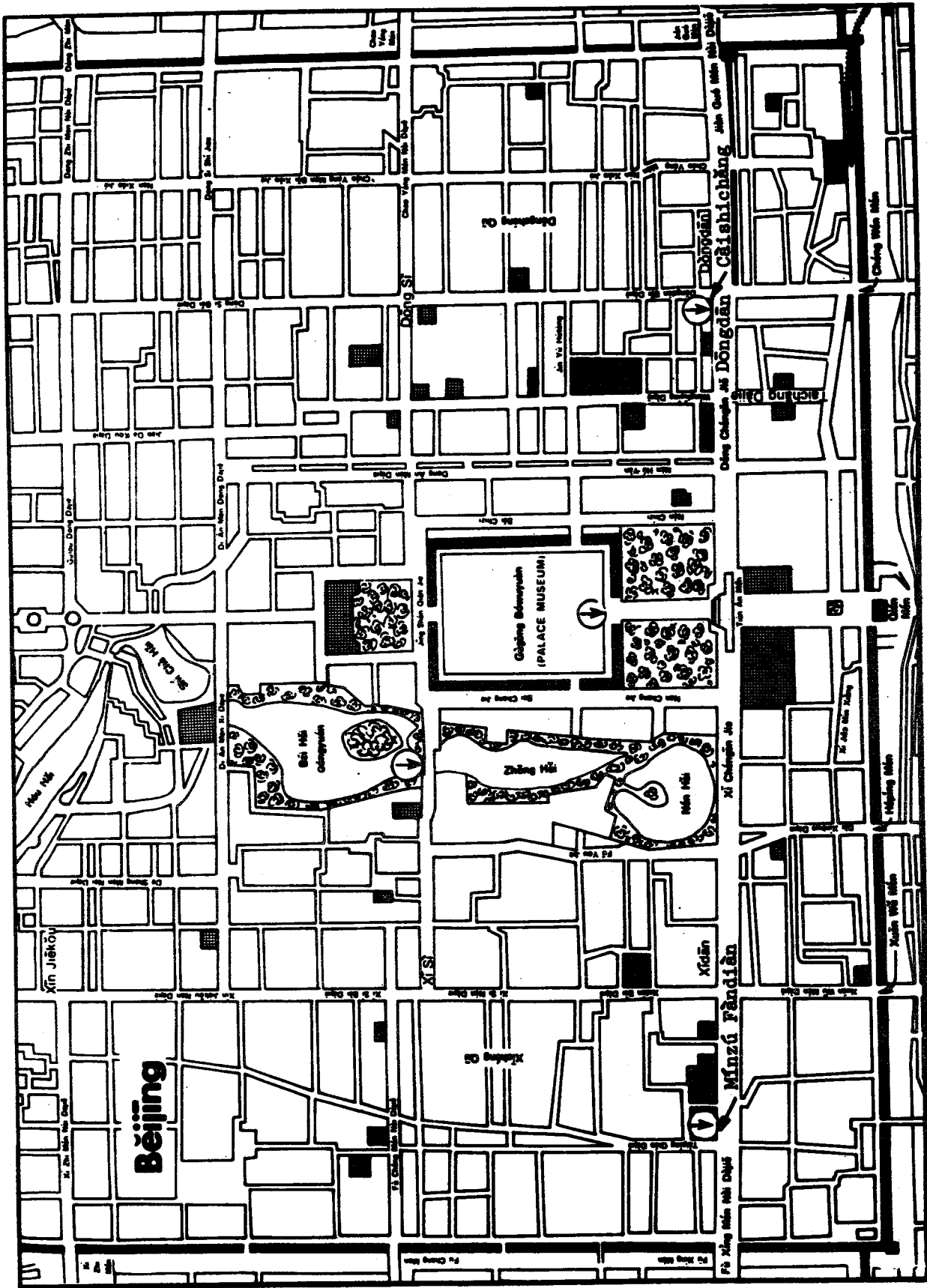
UNLABELED MAPS for TRACING GAME



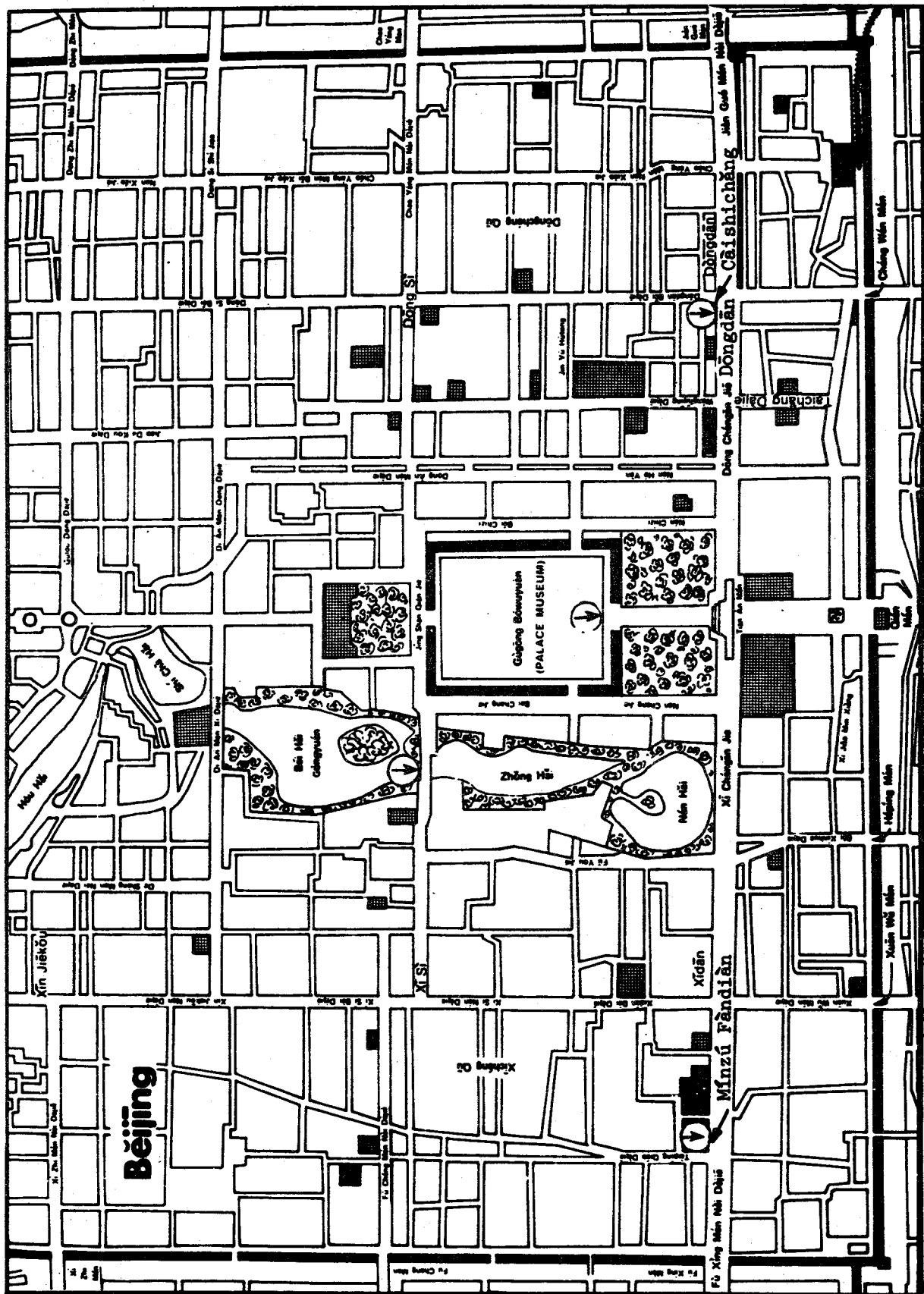


LABELED MAP for TRACING GAME





NOTE: The heavy dark lines show where the city walls were formerly located.



NOTE: The heavy dark lines show where the city walls were formerly located.

UNIT 2 COMMUNICATION GAME B

INSTRUCTIONS:

Type: Neighbors

Situation: You are talking with three people about where various other people live within a four-block area of Běijīng. Each player knows where six people live and needs to find out where six others live.

Goal: To fill in the names of the six other people in the appropriate places on your work sheet.

Number of Players: Groups of four students.

Materials: A work sheet for each player. (See Sample Work Sheet on the next page.) The names of six people are shown on your work sheet in the boxes representing their homes. The names of six other people are listed at the bottom of your work sheet.

Procedure: Mingle with the players in your group to find out where six people live.

In each conversation, identify people's homes known to both you and your partner. Then work to the north, south, east, or west in asking about what people live in these homes.

An expression such as "to the east of" will mean "immediately to the east of," that is, the next house in that direction.

You will not be able to describe the location of a house if it is not next to a person's house known to both you and your conversation partner. You may say Wǒ zhīdao zài nǎr, kěshì wǒ bù zhīdao zěnme shuō, "I know where it is, but I don't know how to say it." (There are, of course, ways to describe the location. One way is to say Wángjiā dōngbianr(de) dìsānge fángzi shì Chénjiā, "The third house to the east of the Wángs' house is the Chéns' house.")

Example: You are Speaker 1. You have the Sample Work Sheet on the next page.

S1: Nǐ zhīdao bu zhīdao Lǐ jiā zài nǎr?

S2: Wǒ bù zhīdao.

S1: Nǐ zhīdao bu zhīdao Wáng jiā zài nǎr?

S2: Wǒ zhīdao.

S1: Nǐ zhīdao bu zhīdao shéi zhù zai Wáng jiāde dōngbianr?

S2: Gāo Tóngzhì zhù zai Wáng jiāde dōngbianr.

S1: Lǐ Tóngzhì zhù zai Gāo jiāde dōngbianr.

(etc.)

Practice Points: Dōngbianr, běibianr, xībianr, nánbianr, Nǐ zhīdao bu zhīdao...?

SAMPLE WORK SHEET:

Wáng	Gāo
Liú	

Lǐ	Chén

	Zhào

OTHERS: Zhāng, Yáng, Wú, Zhōu, Huáng, Xú

UNIT 2 COMMUNICATION GAME C

INSTRUCTIONS:

Type: Tic-Tac-Toe

Goal: As in any game of Tic-Tac-Toe, to occupy three squares in a row.

Number of Players: Pairs of students.

Materials: Each player draws a Tic-Tac-Toe "board" on paper. (Each player marks the plays on his own copy of the board.) The center square on the board is a park surrounded by eight city blocks. The blocks are identified by their direction from the park.

gōngyuánde xībēibianr	gōngyuánde běibianr	gōngyuánde dōngběibianr
gōngyuánde xībianr	GONGYUAN	gōngyuánde dōngbianr
gōngyuánde xínánbianr	gōngyuánde nánbianr	gōngyuánde dōngnánbianr

Notice that, in Chinese, a direction such as "northwest," xībēi, is literally "west + north"--the order in which the two directions are given is the reverse of the English order.

Procedure: The first player marks an X in a square. The second player marks an O in another square. And so on. As each player marks a square, he tells the other player what square he is occupying: Wǒ yào..., "I take..." The partner must mark the play in the appropriate square on his copy of the board.

Example: You are Speaker 1, marking Xs. (The numbers in the diagram below show the order of play.)

- S1: Wǒ yào gōngyuán.
S2: Wǒ yào gōngyuán de běibianr.
S1: Wǒ yào gōngyuán de dōngběibianr.
S2: Wǒ yào gōngyuán de xīnánbianr.
S1: Wǒ yào gōngyuán de dōngbianr.
S2: Wǒ yào gōngyuán de dōngnánbianr.
S1: Wǒ yào gōngyuán de xībianr. Wǒ yíng le.

	0 ₂	X ₃
X ₇	X ₁	X ₅
0 ₄		0 ₆

Practice Points: Eight points of the compass.

UNIT 3 C-2 WORKBOOK

EXERCISE 1

An American and his Chinese acquaintance have just left a movie theater in Dōngdān (Běijīng). They are talking in front of the theater.

You will hear the conversation three times. As you listen to it for the third time, translate each sentence orally during the pause provided on tape. Then compare your translation with the suggested translation given by the speaker.

Here are three words you need to know:

- jiào (to be called [as in Nèige gōngyuán jiào Dōngdān Gōngyuán, "That park is called the Dōngdān Park."])
- zǎo (to be early [used also for "good morning"])
- zǒudào (to walk to)

In this exercise the use of zhèige, "this," may seem strange to you. In English, you say "That movie was really good." In Chinese, you say "this (zhèige) movie": Zhèige diànyǐng zhēn hǎo.

EXERCISE 2

Distances are discussed in this conversation between a Canadian man and a Chinese woman. They are talking in a hotel in Běijīng.

You will hear the conversation three times. As you listen to it for the third time, answer the questions below.

You need to know these expressions:

- zì (character [of Chinese writing])
- niàn (to be pronounced, to be read as)
- dài biǎo (to wear a watch--dài, "to wear"; biǎo, "watch")

QUESTIONS

- Where is the Chinese woman from?
() Běijīng () Nánjīng () Shànghǎi
- Is Nánjīng close to Shànghǎi? () Yes () No

3. How many years did the Chinese woman attend Nánjīng University?
() 4 years () 3 years
4. How many years has the Chinese woman been working in Běijīng?
() 4 years () 3 years
5. What time of day was the conversation held?
() 8 o'clock () 8:15 () 8:30

EXERCISE 3

Again, distances are discussed by an American man and a Chinese woman. They are in the Běijīng Hotel.

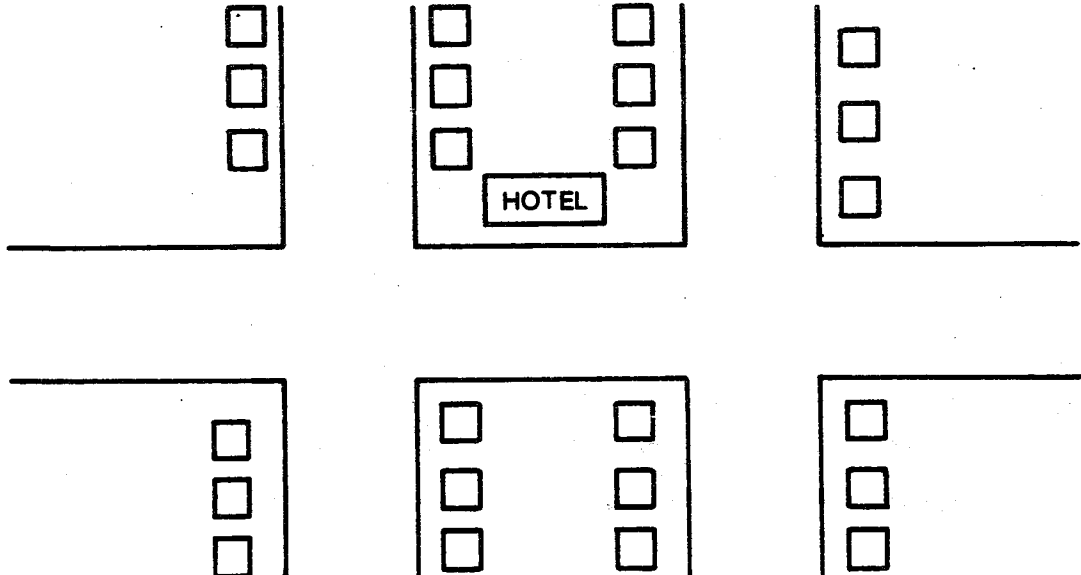
You will hear the conversation three times. Answer the questions below as you listen for the third time.

These two new expressions are in the conversation:

Bǎihuò Dàlóu [name of a department store in Běijīng]
yíjiàn yīshang (a piece of clothing)

QUESTIONS

1. How near is the Bǎihuò Dàlóu? () faraway () close-by
2. On the map below, which square represents the Bǎihuò Dàlóu? (Put an X in the appropriate square.)



EXERCISE 4

A Chinese person living in Japan is visiting the PRC. He is talking with his guide in Běijīng.

You will hear the conversation three times. As you listen to it for the third time, translate each sentence orally during the pause provided on tape. Then compare your translation with the suggested translation given by the speaker.

These expressions are in the conversation:

Yǒuyí Shāngdiǎn	(Friendship Department Store)
Hàn-Rì zìdiǎn	(Chinese-Japanese dictionary)
Rì-Hàn zìdiǎn	(Japanese-Chinese dictionary)

You have already learned that gēn can mean "and." In this exercise, gēn is a prepositional verb translated as "with":

Wǒ gēn tā qù. (I'll go with him.)

Notice that tā is toneless after the prepositional verb gēn. Tā keeps its tone after the conjunction gēn, meaning "and":

Wǒ gēn tā dōu qù le. (He and I both went.)

There are added differences between negative sentences containing gēn, "and," and gēn, "with":

Wǒ méiyǒu gēn tā qù. (I didn't go with him.)

Wǒ gēn tā dōu méiyǒu qù. (Neither he nor I went.)

UNIT 3 P-2 WORKBOOK

EXERCISE 1

The five maps in Display I show the same area of Běijīng. For each map, ask how to get from one place to another, as indicated above the maps. When you are given the directions, check them one sentence at a time. (You will find it helpful to trace the route on each map, with one arrow for each sentence.)

Example (Map 1: from the Běijīng Hotel to the Xīnhuá Bookstore)

YOU: Cóng Běijīng Fàndiàn dào Xīnhuá Shūdiàn qu, zěnme zǒu?

TAPE: Chūle Běijīng Fàndiàn cháo dōng zǒu. Dào le lùkǒur cháo běi guǎi. Zǒu bù yuǎn, lùdōng dìyíge dālóu jiù shì Xīnhuá Shūdiàn.

YOU: Chūle Běijīng Fàndiàn wǒ xiān cháo dōng zǒu, duì bu duì?

TAPE: Duì le.

YOU: Dào le lùkǒur wǒ cháo běi guǎi, duì bu duì?

TAPE: Duì le.

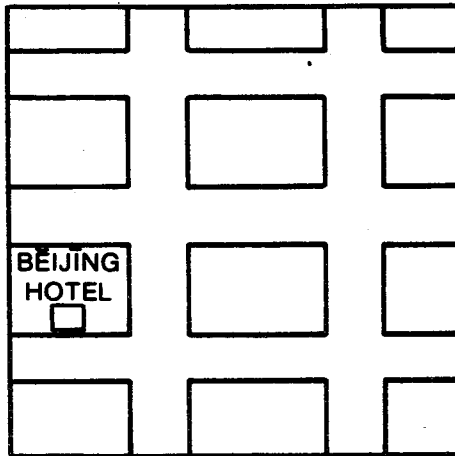
YOU: Ránhòu zǒu bù yuǎn, lùdōngde dìyíge dālóu jiù shì Xīnhuá Shūdiàn, duì bu duì?

TAPE: Duì le.

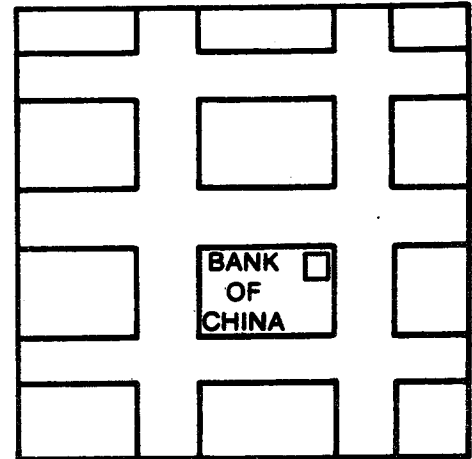
You will need the expression Bǎihuò Dālóu, the name of a department store in Běijīng.

DISPLAY I

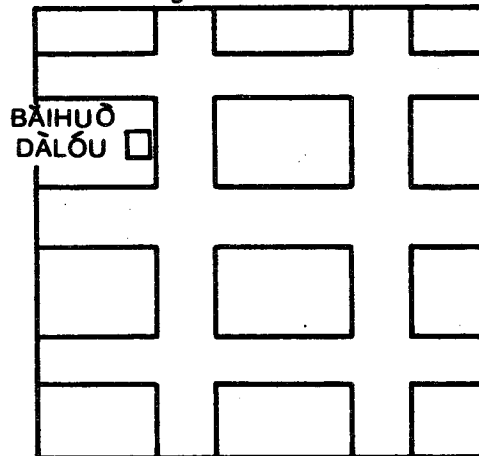
1. From the Běijīng Hotel to the Xīnhuá Bookstore




4. From the Bank of China to the Bǎihuò Dàilóu




2. From the Bǎihuò Dàilóu to the Dōngdān Park



5. From the Dōngdān Market to the Bank of China



3. From the Xīnhuá Bookstore to the Dōngdān Market



EXERCISE 2

The arrows on the map in Display II indicate trips that three people will take to three cities in the PRC. The speaker on tape will ask you questions about whether it is far from one city to another* and about whether a certain person is going to a certain city.

Example

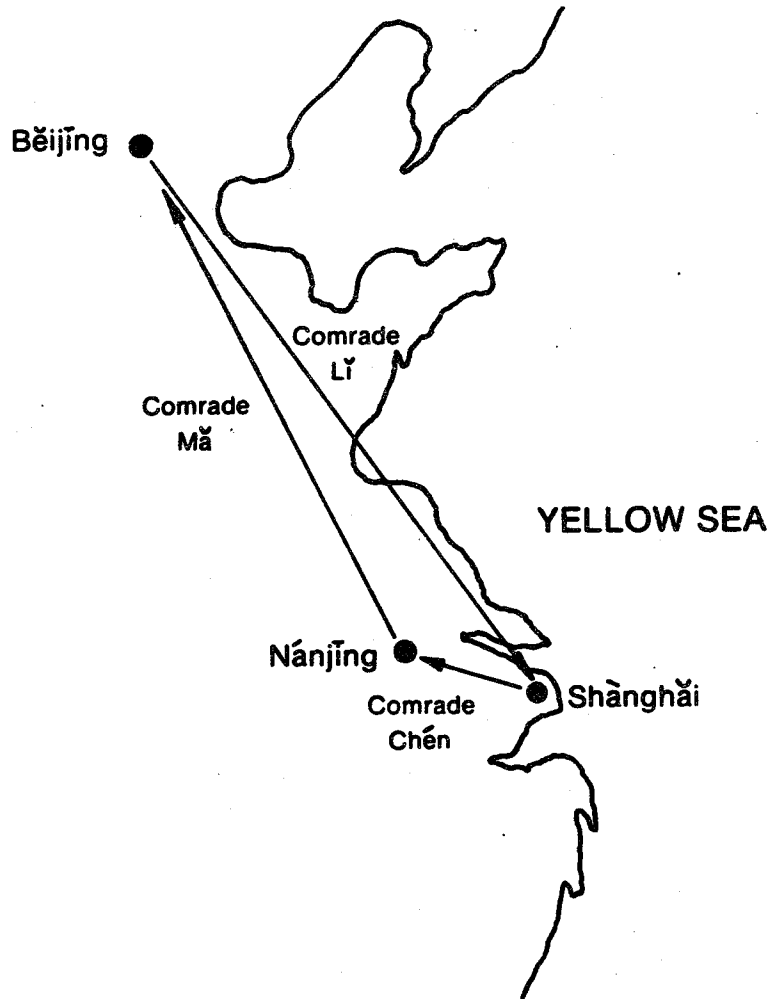
TAPE: Shànghǎi lí Nánjīng yuǎn bu yuǎn?

YOU: Shànghǎi lí Nánjīng bù yuǎn.

Notice the position of bù in negative answers containing the prepositional verb lí.

DISPLAY II

CHINA

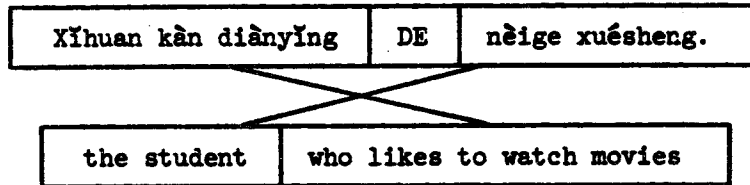


*It is unbelievable that anyone who speaks Chinese does not know the relative distances between these three major cities. They are used in this exercise precisely because the names are familiar to most people, and thus not distracting.

EXERCISE 3

Now you will practice modifying nouns in Chinese by forming phrases which correspond to English "which" or "who" phrases.

You have learned about phrases with the marker de used BEFORE the modified noun.



Another way to describe a person, place, or thing is to use it in a sentence with yǒu and FOLLOW it with the modifying phrase.

Wǒ yǒu	yíge mèimei	hěn xǐhuan kàn diànyǐng.
(I have	a younger sister	[who] very much likes to watch movies.)

Zuótiān yǒu	yíge rén	lái kàn nǐ.
(Yesterday there was	a person	[who] came to see you.)

For each item in this exercise, you will hear two sentences. Combine the two into one sentence, using the second sentence to modify the first.

Example

TAPE: Tā yǒu yíge jiějie. Tā jiějie zài Měiguó niǎn shū.

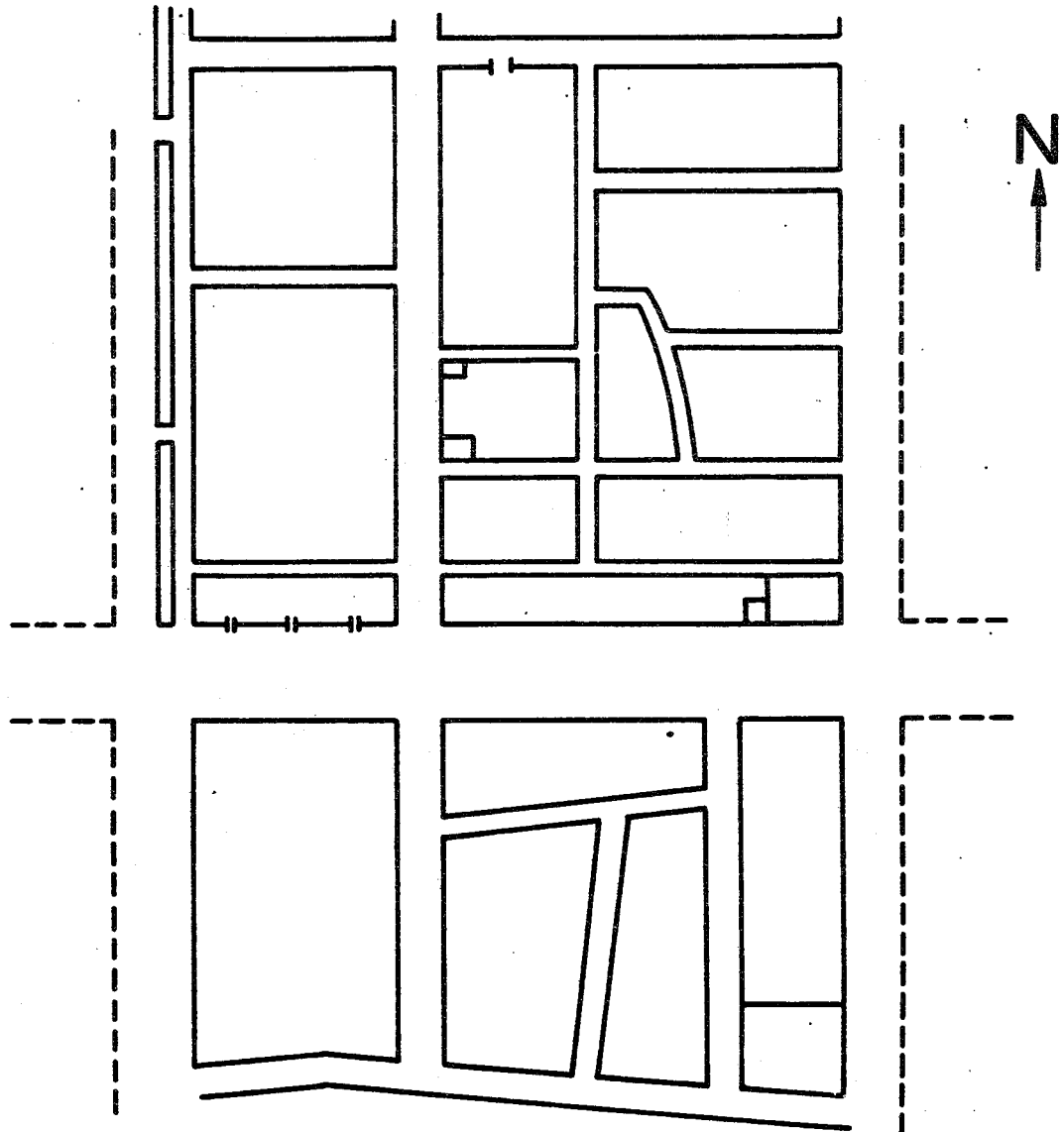
YOU: Tā yǒu yíge jiějie zài Měiguó niǎn shū.

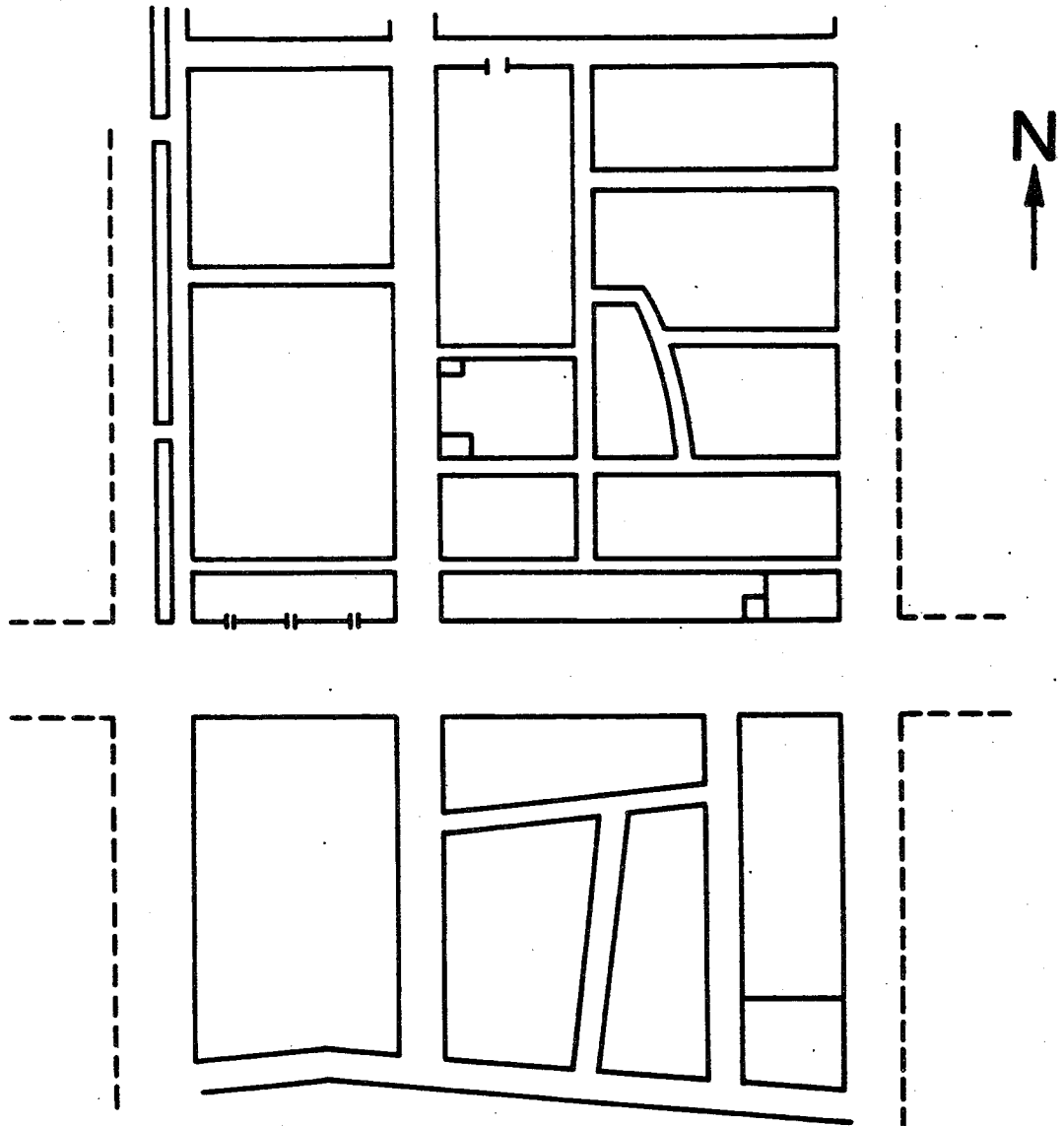
UNIT 3 COMMUNICATION GAME A

INSTRUCTIONS:

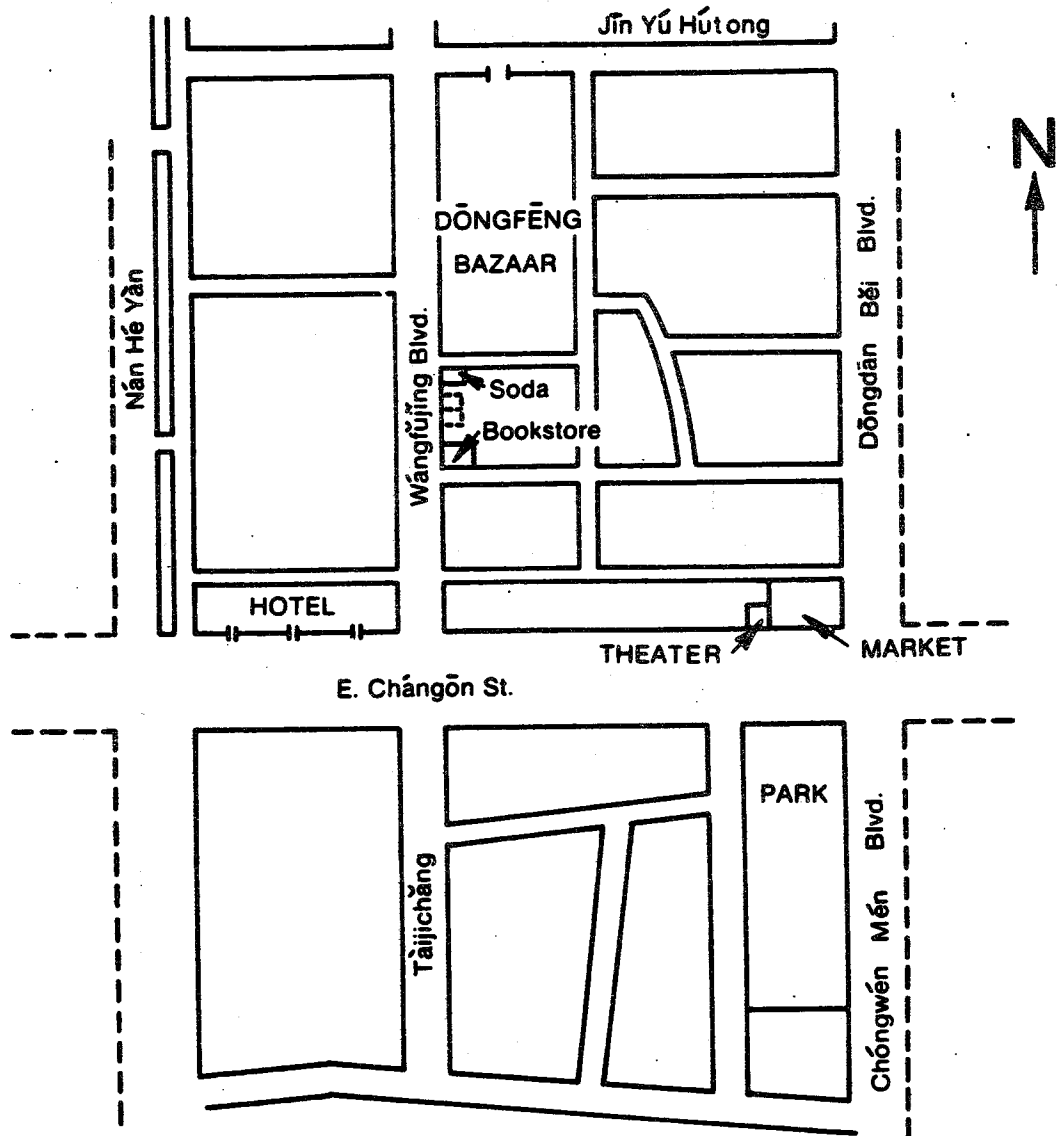
Type: Tracing (This game is played like the Unit 1 Communication Game, except that the setting is Běijīng and you have additional words and structures at your disposal. Be sure to use Běijīng expressions such as cháo běi guǎi and lùdōng.)

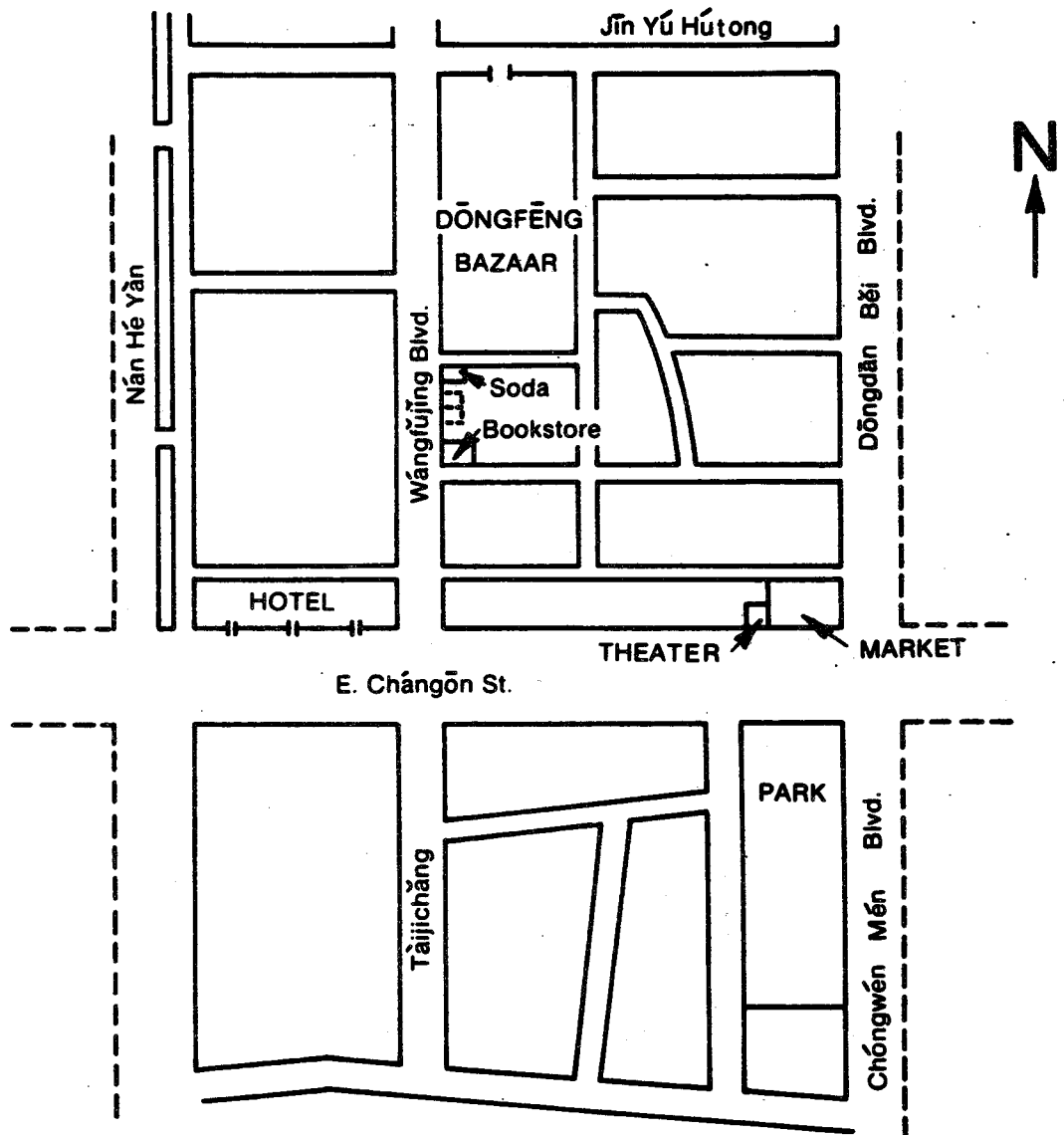
UNLABELED MAPS for TRACING GAME





LABELED MAPS for TRACING GAME





UNIT 3 COMMUNICATION GAME B

INSTRUCTIONS:

Type: Avenue

Situation: The setting is Běijīng. One person is finding out from another how five buildings are arranged along an avenue.

Goal: For the player asking the questions, to find out the order in which the buildings are arranged along (one side of) the avenue; for the player answering the questions, to give the information correctly.

Number of Players: Pairs of students.

Materials: Each player has five cards. Each card names a building on the imaginary Zhōngshān Avenue. (See Cards--Avenue, on the following pages.) Your partner's cards match yours.

Procedure: The player who will answer questions arranges the cards in his hand to represent the left-to-right order of five buildings along the avenue (in any order).

His partner asks whether one building is "near" (or "not far from") another or whether the building is "far from" (or "not near") another. If the buildings are near, he asks whether one building is "alongside of" the other. If so, he finds out whether one building is "to the left of" or "to the right of" the other. (Remember that these terms are used from the point of view of someone inside the building facing the front door.) He continues until he has arranged the cards in his hand in the correct left-to-right order.

The players exchange roles for the next round.

Example: You are Speaker 1. You have arranged your cards as follows:

Héping	*Hóngqí*	*Rénmín*	*No. 8*	*Xīnhuá*
Hotel	Theater	Market	School	Bookstore

Speaker 2 puts his Rénmín Market card face-up on the table. He then takes another card from his hand and asks

S2: Hóngqí Diànyǐngyuàn lí Rénmín Càishichǎng yuǎn bu yuǎn?

S1: Bù yuǎn, jiù zài Rénmín Càishichǎngde pángbiānr.

S2: Zài zuǒbiānr hái shì zài yòubiānr?

S1: Zài zuǒbiānr.

S2 puts his Hóngqí Theater card to the left of Rénmín Market. He takes another card from his hand and asks

S2: Xīnhuá Shūdiàn lí Rénmín Càishichǎng yuǎn bu yuǎn?

S1: Hěn yuǎn.

S2 guesses that the bookstore might be on the other side of the theater from the market:

S2: Lí Hóngqí Diànyǐngyuàn hěn jìn ma?

S1: Bú jìn, hěn yuǎn.

S2 puts the bookstore card above the other two cards on the table, since he does not know where the bookstore is. Then he takes another card from his hand:

S2: Héping Fàndiàn lí Rénmín Càishichǎng yuǎn bu yuǎn?

S1: Hěn yuǎn.

S2 makes the same guess about the hotel that he made about the bookstore:

S2: Lí Hóngqí Diànyǐngyuàn hěn jìn ma?

S1: Duì le, hěn jìn.

S2 puts the hotel card to the left of the theater card. Then he returns to the bookstore card to see if he can put it to the left of the hotel card:

S2: Xīnhuá Shūdiàn lí Héping Fàndiàn hěn jìn ma?

S1: Bú jìn, hěn yuǎn.

S2 tries out the same direction with his last card:

S2: Dìbā Xiǎoxué lí Héping Fàndiàn hěn jìn ma?

S1: Bú jìn, hěn yuǎn.

S2 realizes the only possible solution at this point. He places the school card and the bookstore card in order to the right of the market card:

S2: Dìbā Xiǎoxué lí Rénmín Càishichǎng hěn jìn, jiù zài Rénmín Càishichǎngde yòubianr. Xīnhuá Shūdiàn lí Dìbā Xuéxiào hěn jìn, jiù zài Dìbā Xuéxiàode yòubianr. Shì bu shì?

S1: Duì le.

Additional Notes: The teacher may insist on full answers, and answers as close to the questions as possible. This will require answers such as Héping Fàndiàn lí Rénmín Càishichǎng bú jìn, with correct placement of the negative adverb bù.

A bit more variety may be introduced into the game by equating zǒuzhe qū kēyí with hěn jìn and bù yuǎn and by equating zǒuzhe qū bù kēyí with hěn yuǎn and bú jìn. The third exchange in the example might then go like this:

S2: Cóng Xīnhuá Shūdiàn dào Rénmín Càishichǎng zěnmē qū? Zǒuzhe qū kēyí bu kēyí?

S1: Zǒuzhe qū bù kēyí, tài yuǎn.

Practice Points: Lí, yuǎn, jìn, zuǒbianr, yòubianr, pāngbiānr. You may also want to practice the word zhōngjiānr, as in X zài Y gēn Z-de zhōngjiānr, "X is between Y and Z."

CARDS--AVENUE

Héping Hotel	Hóngqí Theater	Héping Hotel	Hóngqí Theater
Rénmín Market	No. 8 School	Rénmín Market	No. 8 School
Xīnhuá Bookstore		Xīnhuá Bookstore	

Héping Hotel	Hóngqí Theater	Héping Hotel	Hóngqí Theater
Rénmín Market	No. 8 School	Rénmín Market	No. 8 School
Xīnhuá Bookstore		Xīnhuá Bookstore	

UNIT 4 C-2 WORKBOOK

EXERCISE 1

This exercise will give you practice following directions in a building.

Two students at a Chinese college (a Chinese girl and an American) are talking. The setting is Taipei.

You will hear the conversation three times. As you listen to it for the third time, translate each sentence orally during the pause provided on tape. Then compare your translation with the suggested translation given by the speaker.

You will need to know these expressions:

cèsuǒ	(toilet)
duìmiàn	(across from, opposite, facing; the side facing)
wàng	(to forget)
xià lóu lai	(to come downstairs)
shàng lóu qu	(to go upstairs)

The full range of possibilities for going up and down stairs is

shàng lóu lai	(come upstairs)	xià lóu lai	(come downstairs)
shàng lóu qu	(go upstairs)	xià lóu qu	(go downstairs)

In this conversation you will hear the verb kānjian as part of a question asking "whether." A "whether" question with kānjian, just like one with zhīdao, is in the form of a statement.

Nǐ zhīdao tā lái le meiyou? (Do you know whether he came?)

Nǐ kānjian tā lái le meiyou? (Did you see whether he came?)

EXERCISE 2

Again, you will hear directions to places inside a building. Having come to a hospital to visit a sick friend, Mr. Levins stops in the lobby to ask for directions. He is talking to a receptionist at the information desk. (On the next page is a floor plan of the first and second floors of the hospital.)

Listen to the conversation two times. Then answer the questions below as you listen again.

You will hear these words in the conversation:

- lóutī (staircase, stairway, stairs)
 duìmiànr (across from, opposite, facing; the side facing)
 yàoshi (if)
 nà (then, in that case)

One of the sentences in this exercise may be a little complicated to unravel.

Wǒ zǒu nǎge lóutī	jìn?
(I go on which staircase	close?)

"Which staircase would be closest for me to go upstairs on?"

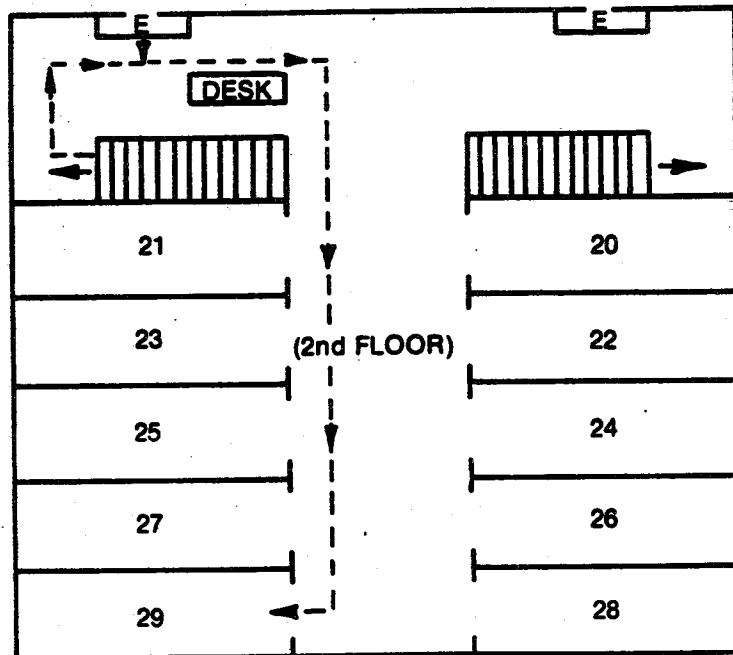
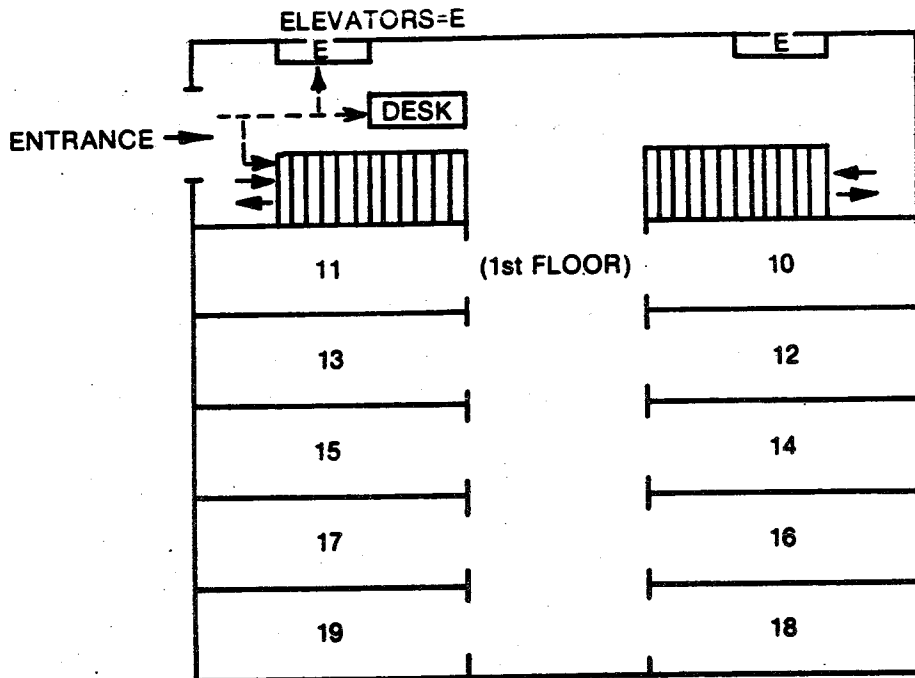
This sentence has the same form as Nèi sange xuésheng, nǎge hǎo? "Which of these three students is better (best)?" except that what is being compared is described in a sentence instead of a word or phrase.

Something else that may give you a little difficulty is the expression lóutī nàli, as in Dào le lóutī nàli, wǎng yòu zǒu, "When you get to the staircase, go to the right." In Chinese, the object of a verb of motion or location must be a place word. Any word that is not considered an inherent place word must be followed by zhèli or nàli when used as a place word (following zài, dào, etc.).

QUESTIONS

- According to the receptionist, which staircase is closer to Mr. Mǎ's room?
 the staircase beside the information desk
 the staircase across the lobby
- Did the receptionist say that Mr. Levins could take the elevator?
 Yes No

HOSPITAL FLOOR PLAN:



EXERCISE 3

This exercise is based on two short conversations: between an American tourist in Taipei and a hotel employee and between the American and a waitress.

Listen to the conversations twice. Then answer the questions below as you listen again.

Here is a new expression you will hear:

yībēi (a cup of [yībēi kāfēi, "a cup of coffee"; yībēi chá, "a cup of tea"])

QUESTIONS

1. The dining room is on what floor? () 1st () 2nd () 3rd
2. The barbershop is on what floor? () 1st () 2nd () 3rd
3. Which way is the dining room as you get off the elevator?
() to the left () to the right
4. Which way is the barbershop as you get off the elevator?
() to the left () to the right
5. Is the washroom on the right or left at the rear of the restaurant?
() on the right () on the left

DIALECT LISTENING EXERCISE

As you remember, a Dialect Listening Exercise is a conversation from a preceding exercise spoken with a different pronunciation. You will learn to understand Chinese as pronounced by speakers of Chinese languages who have learned Standard Chinese as a second language.

One common characteristic of dialect speech is that words which would start with the sounds /zh/, /ch/, and /sh/ (i.e., retroflex, or /r/-position, sounds) in Standard Chinese are pronounced with the sounds /z/, /c/, and /s/ (i.e., dental, or /s/-position, sounds). Also, initial /r/ may be pronounced like an English l, y, or z.

UNIT 4 P-2 WORKBOOK

EXERCISE 1

Display I contains six floor plans of a Taipei department store. Written above each floor plan are the directions you will ask for.

Ask how to get from one place to another. When you are given the directions, check them one sentence at a time. (You will find it helpful to trace the route on the map, with one arrow for each sentence.)

Example (Floor Plan 1: from the entrance to the dishware department)

YOU: Cóng zhège dāmén dào mài pánziwǎnde dìfang qù, zěnme zǒu?

TAPE: Cóng zhège dāmén wǎng lǐ yìzhí zǒu, zuǒbian jiù shì mài pánziwǎnde.

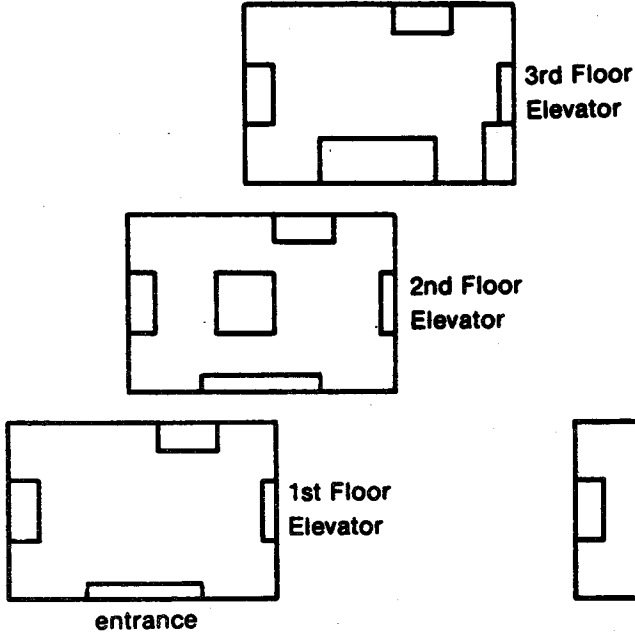
YOU: Wǒ cóng zhège dāmén wǎng lǐ yìzhí zǒu, zuǒbian jiù shì mài pánziwǎnde, duì bu duì?

TAPE: Duì le.

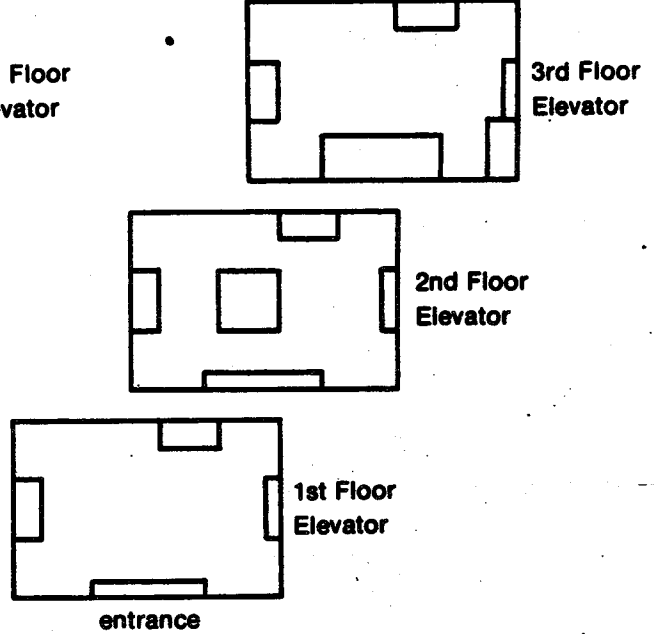
Notice that the non-Běijīng pronunciation for "this," "that," and "which" (zhège, nàge, nǎge) is used. When the person speaking to you uses these forms, it is considered polite for you to use them also. (See Unit 5 text, Reference Notes on No. 2.)

DISPLAY I

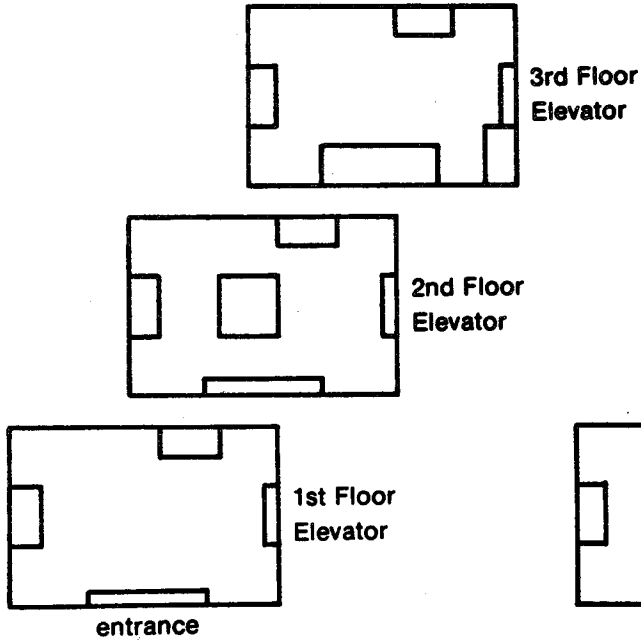
1. FROM THE ENTRANCE TO THE DISHWARE DEPARTMENT



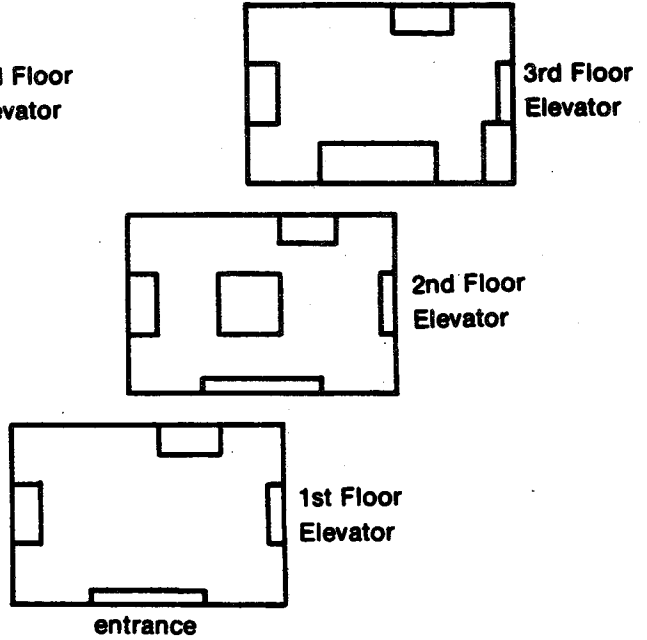
3. FROM THE FIRST FLOOR TO THE RADIO DEPARTMENT



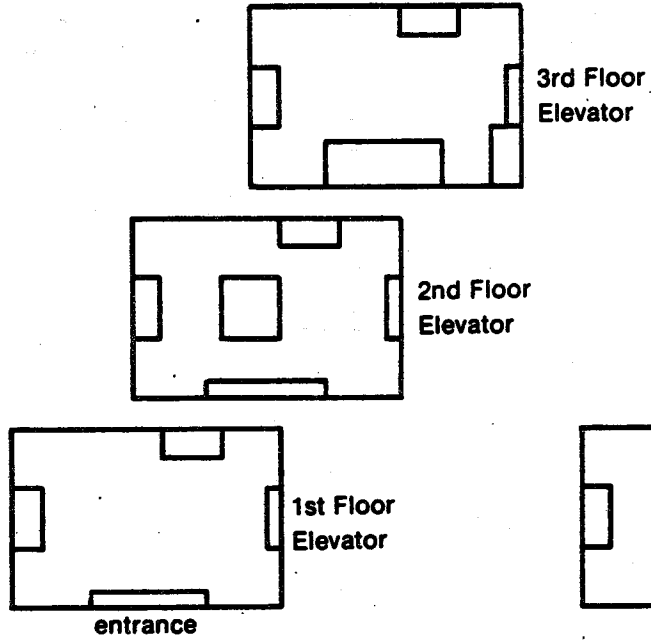
2. FROM THE ENTRANCE TO THE BOOK DEPARTMENT



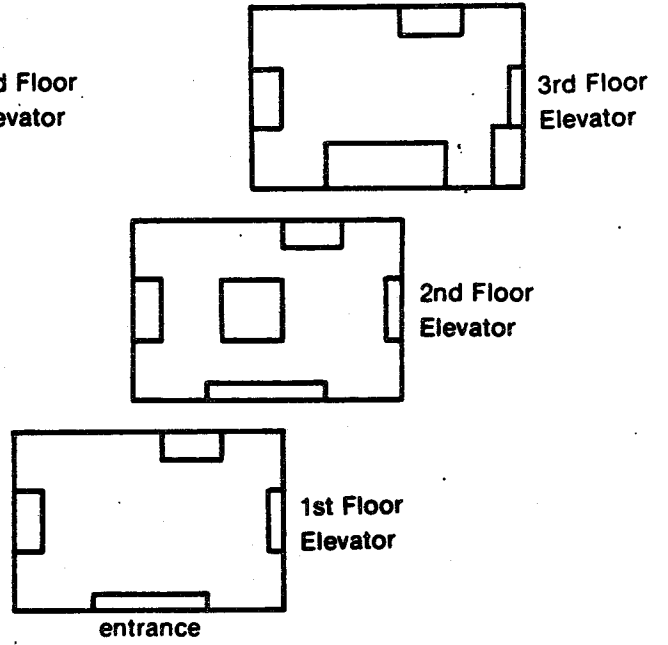
4. FROM THE RADIO DEPARTMENT TO THE VASE DEPARTMENT



5. FROM THE VASE DEPARTMENT TO THE SOAP DEPARTMENT



6. FROM THE SOAP DEPARTMENT TO THE TOILETS



EXERCISE 2

In this exercise you are an employee of an American company in Taiwan. You are waiting for a friend on the first floor of the offices. (See X in Display II.) As you wait, several people ask you for directions to places in the building. Use the information in Display II to answer their questions.

Example

TAPE: Qǐngwèn, dào Āndésēn Xiānsheng bàngōngshì qu, zěnmē zǒu?

YOU: Nǐ cóng zhèlǐ wàng yǒu zǒu, yòubiān dièrge mén jiù shì.

TAPE: Xièxie.

For this exercise, you will need to know these two words:

mén	(door)
bàngōngshì	(office)

You will also need to recognize these names:

Bèiěr Xiānsheng	(Mr. Bell)
Bùlái kè Xiǎojiě	(Miss Black)
Dùwēi Xiānsheng	(Mr. Dewey)
Fúkèsī Xiānsheng	(Mr. Fox)
Kǎmén Tàitai	(Mrs. Carmen)
Shīmìsī Xiānsheng	(Mr. Smith)


DISPLAY II

An American Company in Taiwan


1st Floor



2nd Floor



3rd Floor



EXERCISE 3

You are in a fictional city in Taiwan. You will have six conversations with six cabdrivers.

For each conversation, you are in a cab. The cabdriver is not sure how to get to your house, so you must give him directions.

Display III is a map of part of the city. The six numbers on the map represent the starting point of each taxi ride. Begin giving directions from these points. The X on the map is your destination (your house) for all six trips.

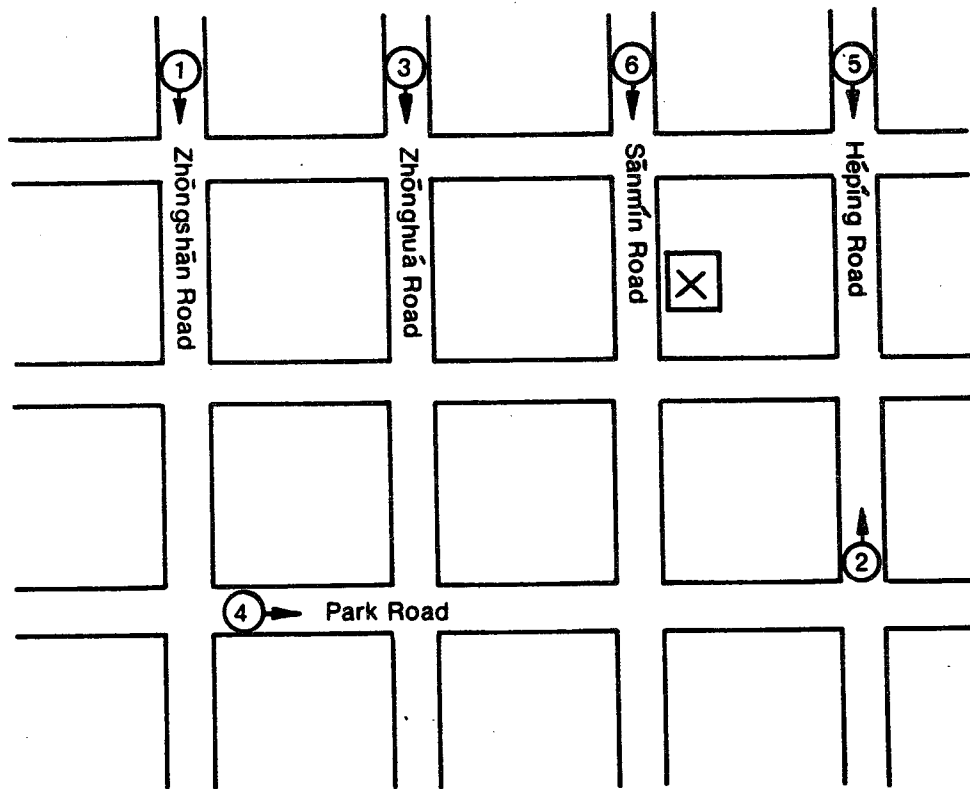
Example

DRIVER: Zhèli shì Zhōngshān Lù. Qǐngwèn, dào nǐ jiā qù, zěnme zǒu?

YOU: Nǐ xiān wàng qián zǒu, dào le lùkǒu wàng zuǒ zǒu, ránhòu dào le dièrge lùkǒu zài wàng yòu zǒu, zuǒbian jiù shì.

DRIVER: Hǎo. Wǒ zhīdào le.

DISPLAY III



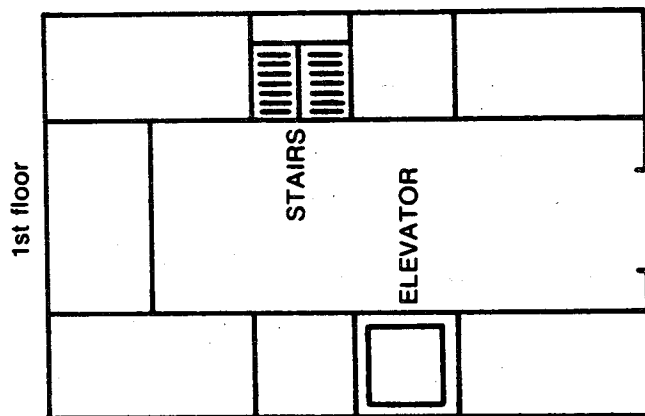
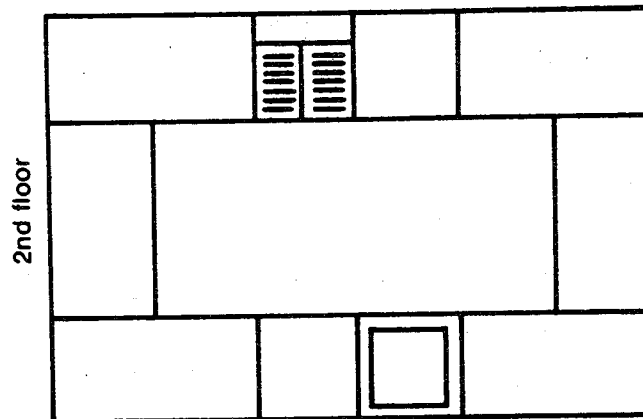
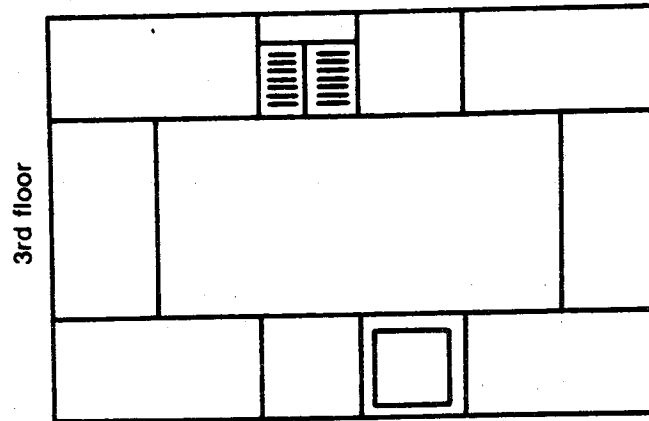
UNIT 4 COMMUNICATION GAME A

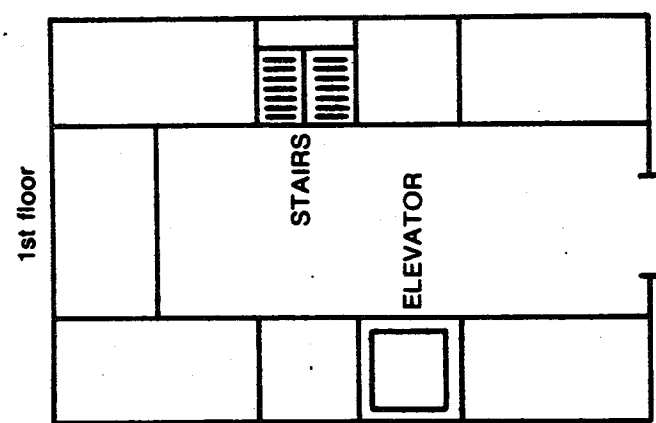
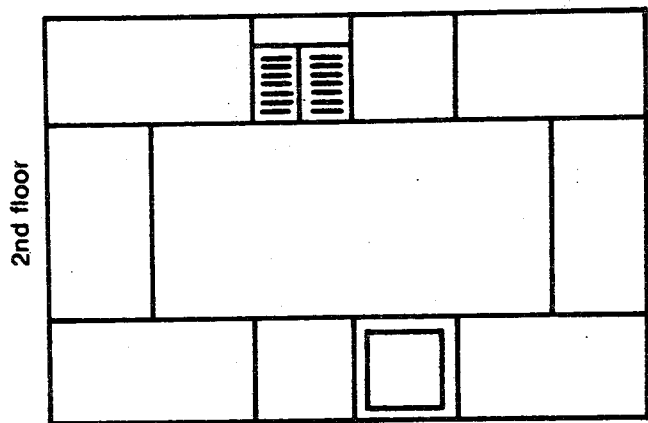
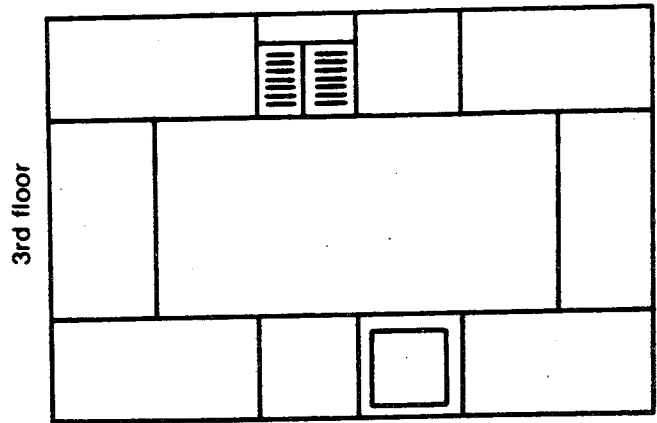
INSTRUCTIONS:

Type: Tracing (This game is played like the Unit 1 Communication Game, except that the routes you trace are in multistory buildings.)

When the route goes from one floor to another, simply draw it to the elevator (or stairs) on the floor plan for one floor. Then continue drawing the route from the elevator (or stairs) on the next floor. For a complicated route through the building, when you use an elevator (or a staircase) several times: Write an identifying number or letter at the end of a route on one floor. Write the same identifying number or letter at the beginning of the same route on another floor.

UNLABELED FLOOR PLANS for TRACING GAME






LABELED FLOOR PLANS for TRACING GAME

An American Company in Taiwan


1st Floor



2nd Floor




3rd Floor




An American Company in Taiwan

1st Floor



2nd Floor



3rd Floor



UNIT 4 COMMUNICATION GAME B

INSTRUCTIONS:

Type: Three-Dimensional Tic-Tac-Toe (This game is played like the Unit 2 Communication Game C, with the following differences.)

Situation: The setting is Taipei.

Goal: To occupy four squares in a row. (A row may be on one floor; it may be four rooms in the same position on the four floors; or it may be rooms on different floors which would make a row if on the same floor.)

Materials: A work sheet for each player. (See Sample Work Sheets, on the following pages.) The "board" represents a 4x4 arrangement of rooms on each of four floors of a building. The board is equivalent to the 4x4x4 three-dimensional Tic-Tac-Toe board shown at the right of the work sheet.

Procedure: You "take" a room by giving directions to it. The first player puts his X in a room. He then gives his partner directions to that room from the building entrance. After placing an X in that room, the second player puts his O in another room and gives the first player directions from the building entrance.

Directions to the next X and O may either start from the building entrance again or start from the last X and O (to be decided by the teacher or agreed upon between players).

Example 1: (starting from the entrance each time) You are Speaker 1, marking Xs. Your moves and your opponent's are shown on the first Sample Work Sheet, with numbers indicating the order of moves.

S1: Jìnle dāmén yìzhí zǒu, jiù shì diàntī. Zuò diàntī dào èrlóu.
Xiàle diàntī wàng yòu zǒu, zài wàng yòu zǒu. Yòubian dìyíge mèn jiù shì.

S2: Jìnle dāmén wàng zuǒ zǒu, ránhòu wàng yòu zǒu. Zǒudao tóu wàng yòu zǒu, yòubian jiù shì lóutī. Shàng lóutī dào èrlóu, wàng zuǒ zǒu, zài wàng zuǒ zǒu. Zuǒbian dìyíge mèn jiù shì.

S1: Jìnle dāmén yìzhí zǒu, jiù shì diàntī. Zuò diàntī dào sānlóu.
Xiàle diàntī wàng yòu zǒu, zài wàng yòu zǒu. Yòubian dìyíge mèn jiù shì.

S2: Jìnle dāmén wàng zuǒ zǒu, zài wàng yòu zǒu. Yòubian dìyíge mèn jiù shì.

(etc.)

Example 2: (continuous routes) This dialogue would be the same as the last example until the directions to X-3 and O-4, which go as follows:

S1: Chūle mèn (of X-1) wàng zuǒ zǒu, zài wàng zuǒ zǒu, zuǒbian jiù shì diàntī. Zuò diàntī dào sānlóu. Xiàle diàntī wàng yòu zǒu, zài wàng yòu zǒu. Yòubian dìyíge mèn jiù shì.

S2: Chūle mèn (of O-2) wàng yòu zǒu, zài wàng yòu zǒu, yòubian jiù shì lóutī. Xiàle lóutī dào yīlóu wàng zuǒ zǒu. Zuǒbian dìyíge mèn jiù shì.

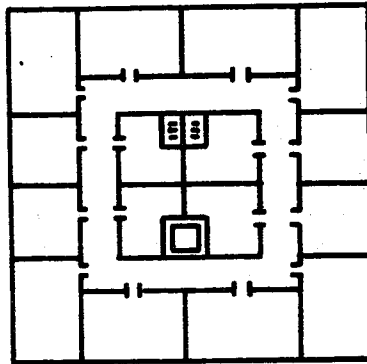
Additional Notes: You may need the expression zǒudào tóu, "to go to the end (of the corridor)."

In the original version of this game, a simpler 3x3x3 board was used. However, students pointed out that the board permitted the first player to take the center room on the second floor and enjoy an overwhelming advantage. If you do not have time to complete the more complicated game with this new 4x4x4 board, at least you will have had a good workout giving directions in a building.

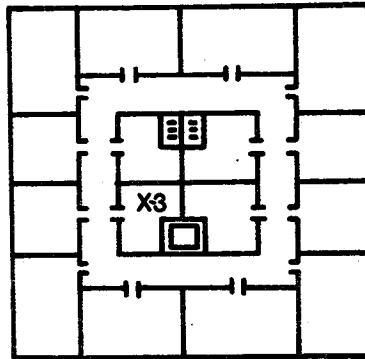
Practice Points: Directions in a building.

SAMPLE WORK SHEETS:

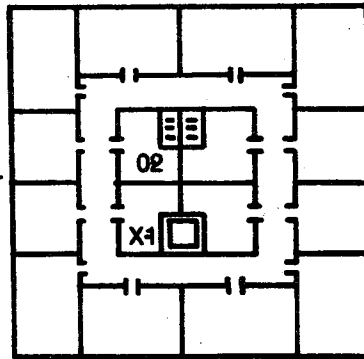
4th Floor



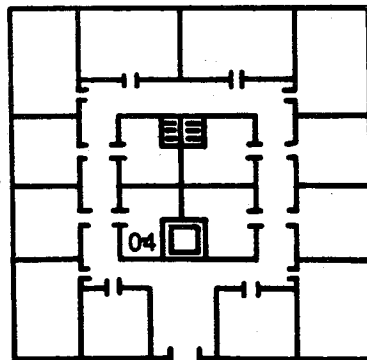
3rd Floor



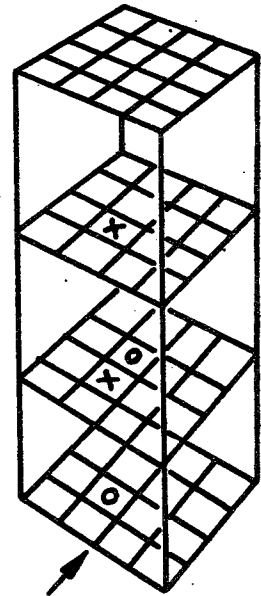
2nd Floor

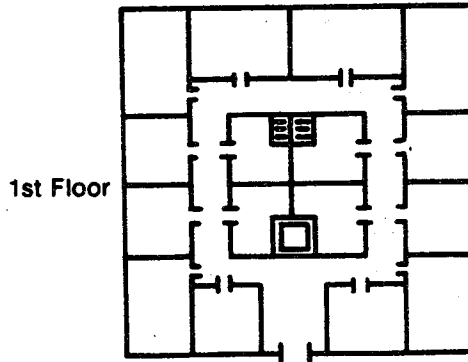
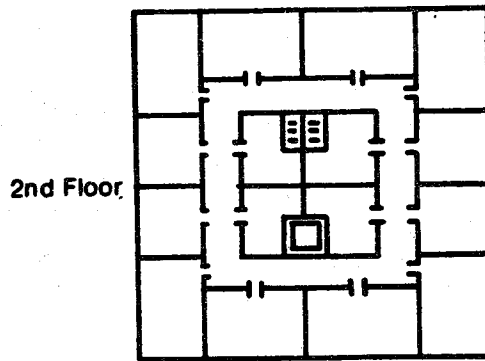
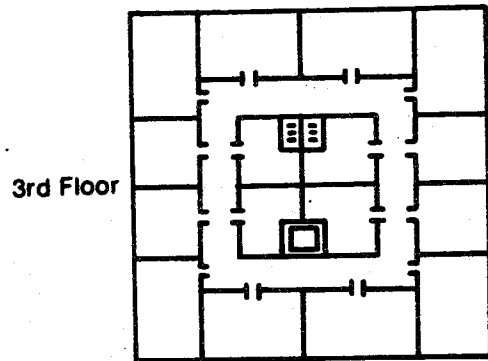
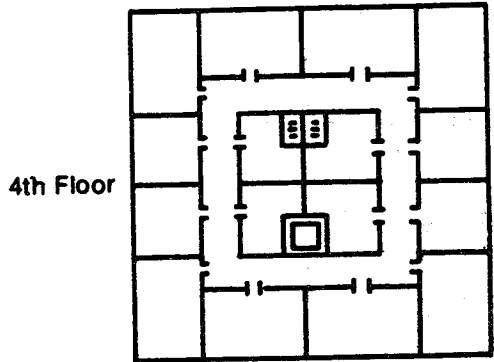


1st Floor

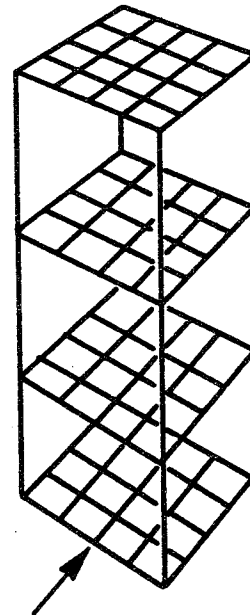


Entrance

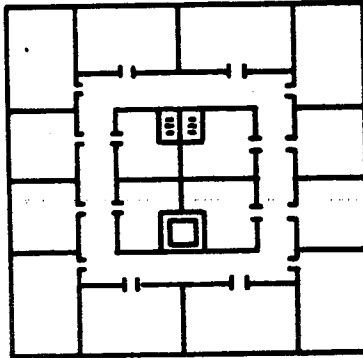




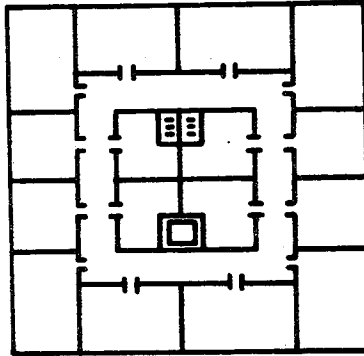
Entrance



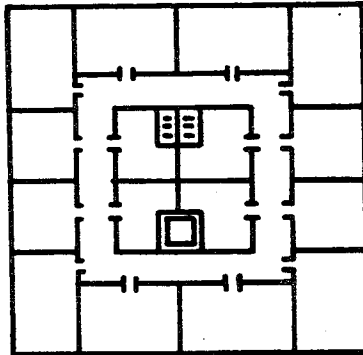
4th Floor



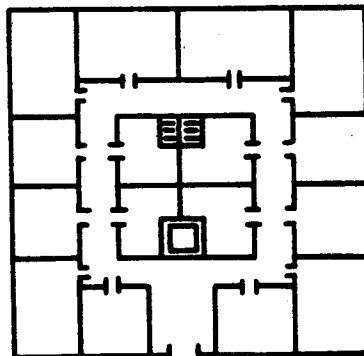
3rd Floor



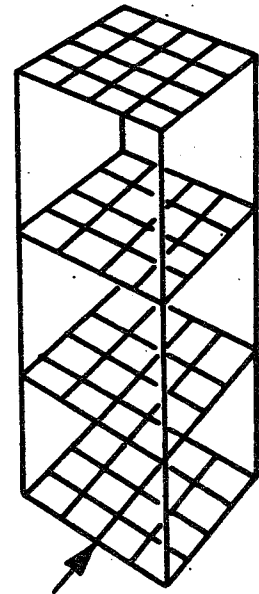
2nd Floor



1st Floor



Entrance



UNIT 5 C-2 WORKBOOK

EXERCISE 1

You will hear addresses given in these conversations between an American man and two Chinese women in Taipei.

Listen to the conversations twice. Then answer the questions below as you listen again.

You need to know the expression bān jiā, "to move one's residence."

QUESTIONS

1. How many times has Mr. Zhāng moved? () Once () Twice
2. How far is Section 2 from Section 1?
() Very close () Very far
() Not too far () Not too close
3. What is the number of the lane in the first address that the American hears on this tape? _____
4. What is the number of the alley in the second address that the American hears on this tape? _____

EXERCISE 2

In this exercise you will find street directions containing the verb guò, "to cross," "to pass." You will translate orally two short conversations.

The setting is the streets of Běijīng. A Chinese man who lives overseas asks two women for directions.

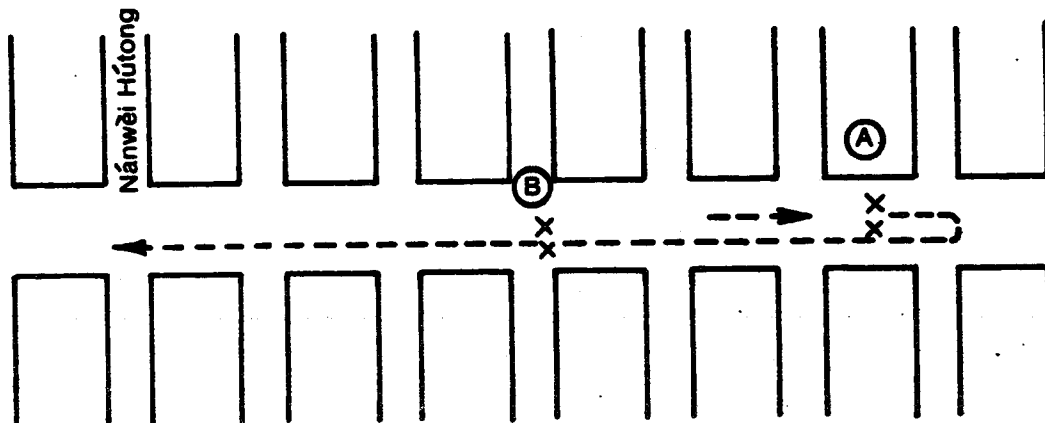
You will hear the conversations three times. As you listen to them for the third time, translate each sentence orally during the pause provided on tape. Then compare your translation with the suggested translation given by the speaker.

Here are some expressions you need to know for this exercise:

- | | |
|--------|--|
| dàgài | (probably) |
| huí | (the opposite direction [<u>wàng huí zǒu</u> , "to go back"]) |
| hútòng | (a narrow street, a lane [Běijīng]) |

zǒuguò le (to have walked past)
 zuìhǎo (it would be best)

The diagram below shows where conversations A and B take place and the route followed by the man after receiving directions.



Notice that in giving directions "crossing two streets" is equivalent to "reaching the third intersection."

Dàole dìsāngè lùkǒur, yǒubianr
 jiù shì Nánwèi Hútòng.

(When you have reached the third
 intersection, Nánwèi Alley is
 on the right.)

Guò liǎngtiáo jiē, yǒubianr
 dìsāntiáo hútòngr jiù shì
 Nánwèi Hútòng.

(Cross two streets, and the third
 alley on the right is Nánwèi
 Alley.)

EXERCISE 3

These three short conversations include complicated street addresses in Taipei. An American man who can speak Chinese but can not read it has just stepped off a bus. He is trying to find a friend's house. He asks for directions as he walks along.

Listen to the conversations twice. Then give your translation of each sentence during the pause provided. Compare your translations with the translations given on tape.

You need to know

Héping Dōnglù (Héping East Road)
 mén (gate, door)

UNIT 5 P-2 WORKBOOK

EXERCISE 1

In this exercise you will answer questions. Base your responses on the information in the Display I map.

Example

TAPE: Qīngwèn, Lín Xiānshengde dìzhǐ shì?

YOU: Tāde dìzhǐ shì Nánjīng Dōnglù Yíduàn, Wūshìsìxiàng, Wūdòng, Shíjiǔhào.

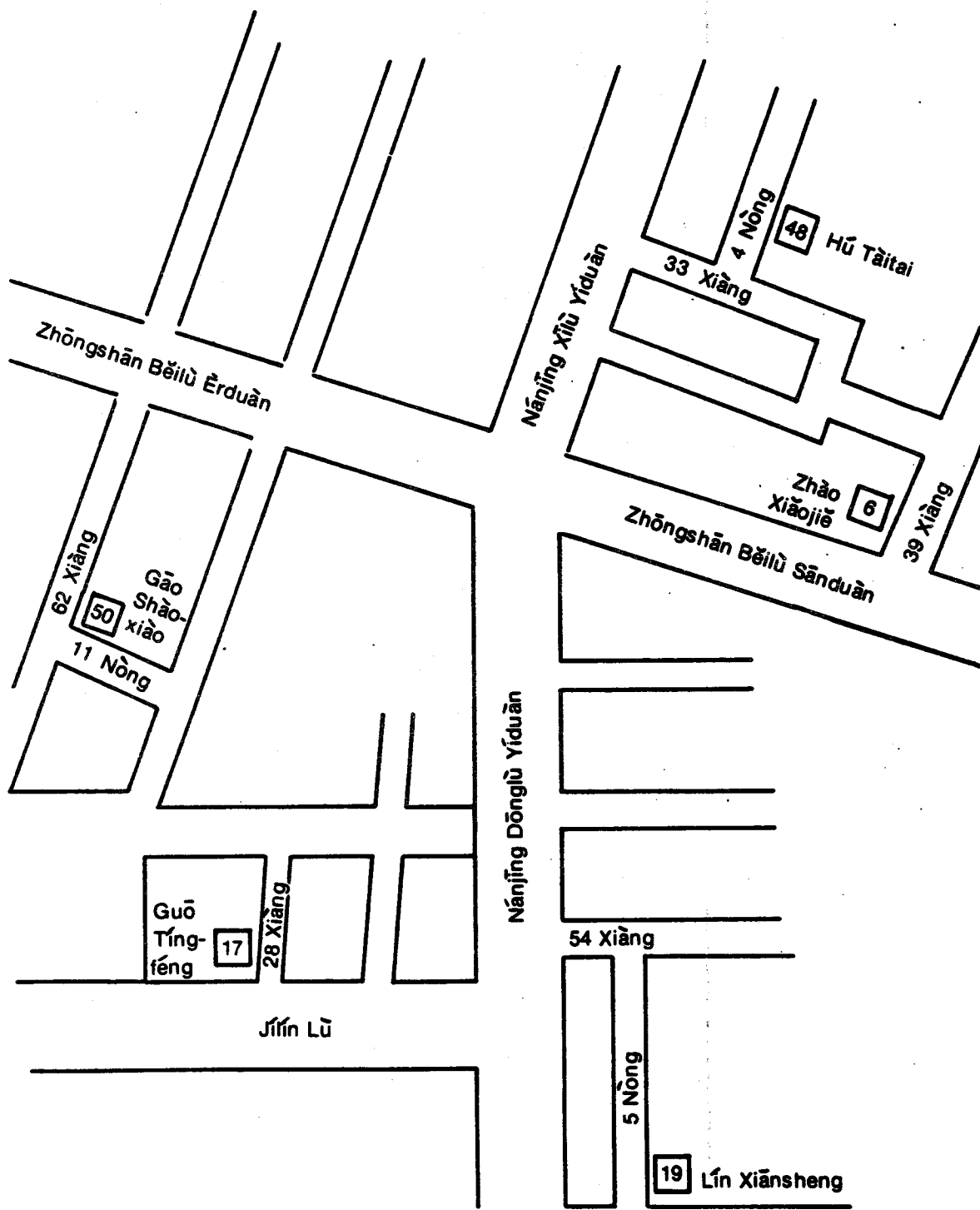
TAPE: Nǐ shuō duōshao xiàng?

YOU: Shì Wūshìsìxiàng.

TAPE: Òu, Wūshìsìxiàng, Wūdòng, Shíliùhào, shì bu shì?

YOU: Bú shì Shíliùhào, shì Shíjiǔhào.

DISPLAY I



EXERCISE 2

Here are four conversations for you to take part in. The Display II map shows your location (starting point) on four different occasions and the locations of four houses (ending points). Each starting point shows where the directions for that conversation will begin. Each ending point shows the address you are asking for.

Use the display information to ask directions to a certain address and to confirm the directions given.

Example

TAPE: Nín zhǎo shénme dìfang?

YOU: Wǒ zhǎo Shísānxiàng, Wūshíhào. Zěnme zǒu?

TAPE: Nín cóng zhèli wàng nán zǒu. Guò sāntiáo jiē, jiù shì shísānxiàng. Wūshíhào zài zuǒbian.

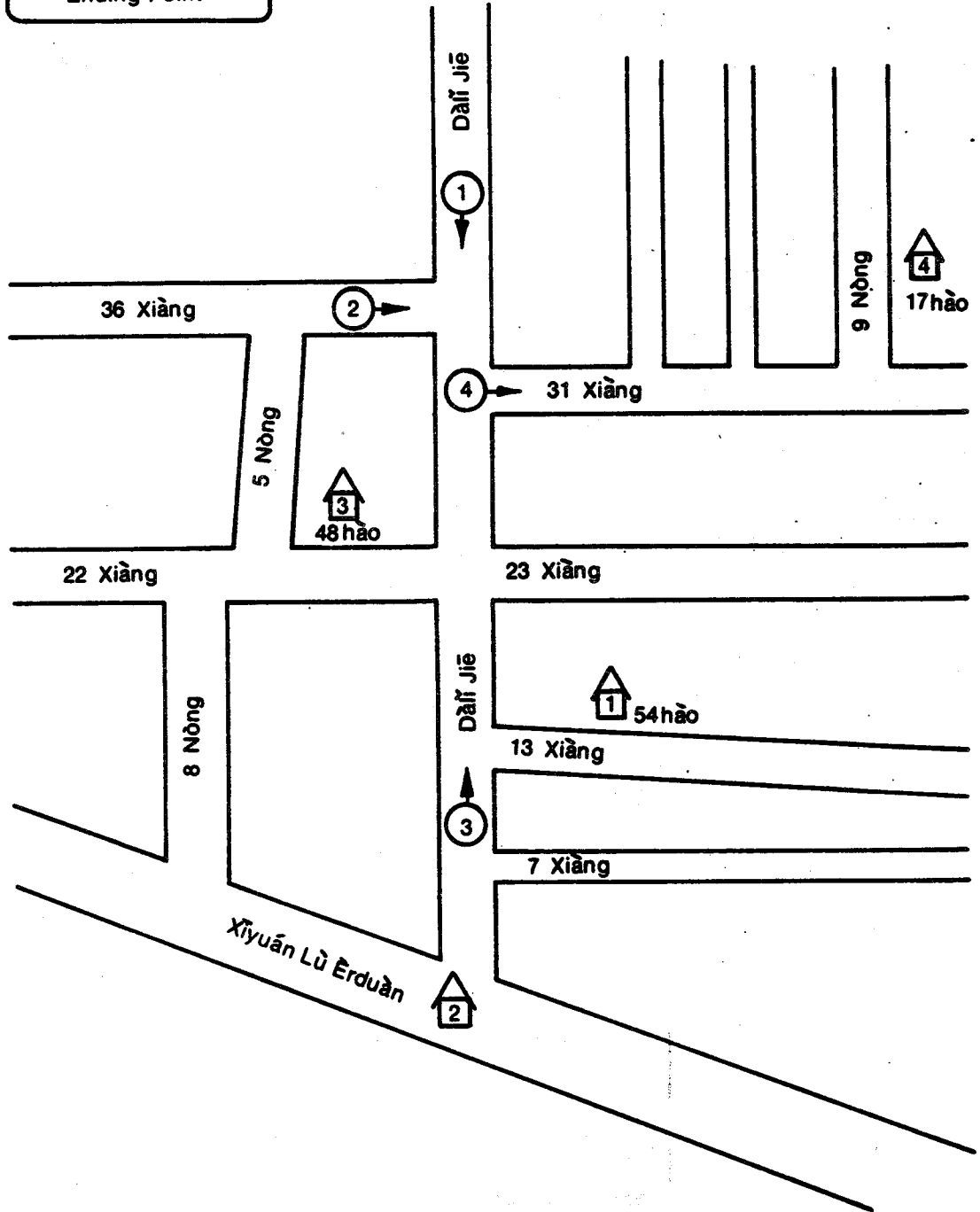

YOU: Nǐ shuō cóng zhèli wàng nán zǒu, duì bu duì?

TAPE: Duì le.

YOU: Wūshíhào zài zuǒbian, shì bu shì?

TAPE: Duì le.

DISPLAY II



UNIT 5 COMMUNICATION GAME

INSTRUCTIONS:

Type: Tracing (This game is similar to the Unit 1 Communication Game.)

Situation: An American is asking a Chinese friend for directions over the phone. The American is calling from a store at one of two locations: either from No. 8, Sānmín Road, Section 1, or from No. 1, Sānmín Road, Section 2.

Both people have copies of the same map, but the American can not read the street names and numbers, which are in characters.

Goal: To have the same route marked on both maps, or for the "American" to be able to locate the address he is asking for.

Number of Players: Pairs of students.

Materials: The "American" has an unlabeled copy of the map and a list of addresses. The "Chinese friend" has a labeled copy of the map. Both copies of the map show the two possible starting points as circles with arrows in them.

Procedure: The "American" chooses one of the addresses from his list and asks for directions to it. The "Chinese friend" finds out where the "American" is and gives him directions to the address (marking the route on his map if he wants to). The "American" (tracing the route on his map if he wants to) locates the address. The two players compare maps.

Further rounds may be played with the same copies of the map. Players switch roles for each round.

Example: You are Speaker 1, the "American." You have chosen an address to ask for:

- S1: Wǒ xiānzài zài Sānmín Lù Èrduàn Yíhào. Wǒ yào dào Dàyǎ jiē Èrduàn Shíqīnòng Yíxiàng Wǔhào qù. Wǒ bù zhīdào zěnme zǒu.
S2: Hǎo. Nǐ dēngyíděng. Wǒ kànkan dìtú. Ou, nǐ chūle dāmén wǎng zuǒ zǒu, dào le lùkǒu wǎng yòu zǒu jiù shì Dàyǎ Jiē Èrduàn.
S1: Hǎo. Dào le Dàyǎ Jiē Èrduàn ne?
S2: Dào le Dàyǎ Jiē Èrduàn yízhǐ zǒu, zǒudào zuǒbian dìèrge lùkǒu jiù shì Shíqīnòng.
S1: Shì zuǒbian dìèrge lùkǒu, bú shì yòubian de?
S2: Duì, shì zuǒbian dìèrge lùkǒu. Nǐ dào le Shíqīnòng zuǒbian dìyíge lùkǒu jiù shì Yíxiàng. Yíxiàngde zuǒbian dìsānge mén jiù shì Wǔhào.
S1: Hǎo. Xièxie nǐ.
S2: Bú kèqǐ.

Additional Note: Notice the construction zǒudào, "to go as far as," "to go to," which you have seen in zǒudào tóu, "to go to the end (of the corridor)": Zǒudào zuǒbian dìèrge lùkǒu, "Go to the second intersection on the left."

Practice Points: Everything you have learned about giving directions, especially the new material in this unit.

LIST OF ADDRESSES for TRACING GAME

Dàyǎ Street, Section 1:


- No. 3
- No. 8, Lane 6
- No. 14, Alley 1, Lane 6
- No. 2, Alley 2, Lane 6
- No. 9, Alley 2, Lane 6
- No. 7, Lane 9
- No. 10, Alley 1, Lane 9
- No. 2, Alley 2, Lane 9

Dàyǎ Street, Section 2:

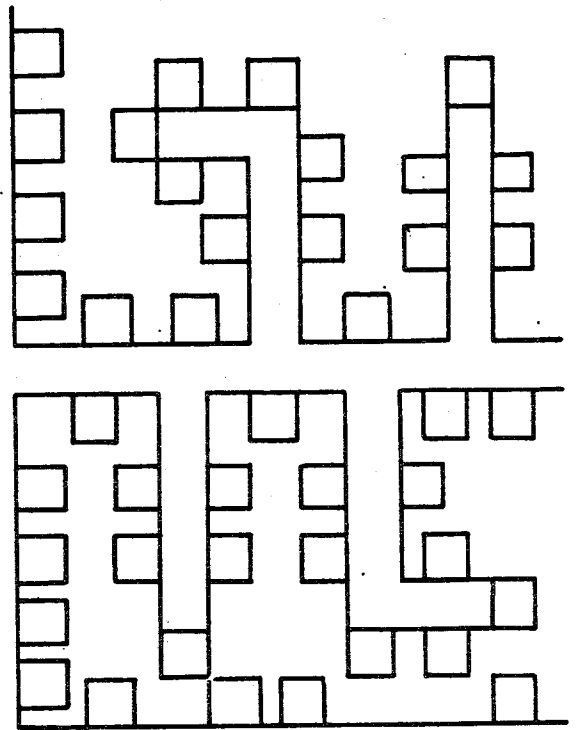
- No. 18
- No. 2, Alley 1, Lane 5
- No. 5, Alley 2, Lane 5
- No. 8, Lane 10
- No. 7, Alley 2, Lane 10
- No. 3, Alley 3, Lane 10
- No. 6, Alley 3, Lane 10
- No. 5, Alley 1, Lane 17

Other addresses may be used as destinations if the "American" simply asks his "Chinese friend" for directions to his house and the "Chinese friend" then chooses a house for himself, gives the address, and gives directions to it.

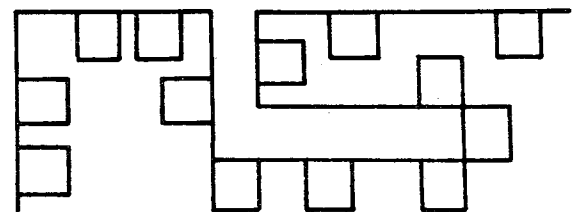
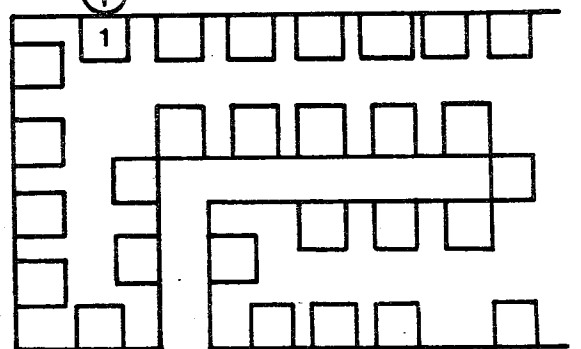
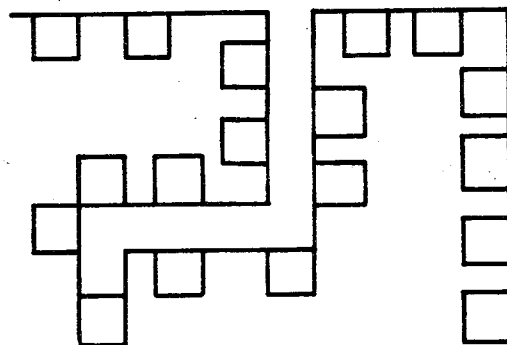
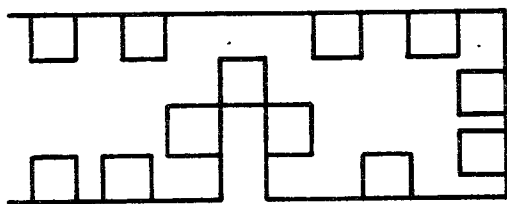
MAPS for TRACING GAME

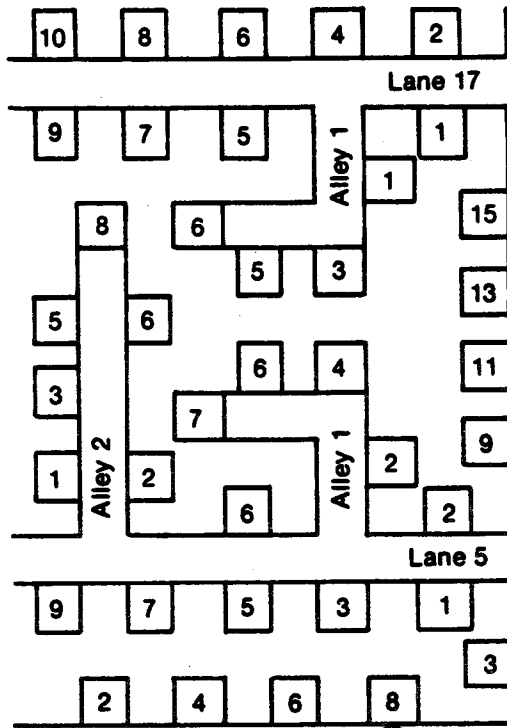


Sānmín Road, Section 1



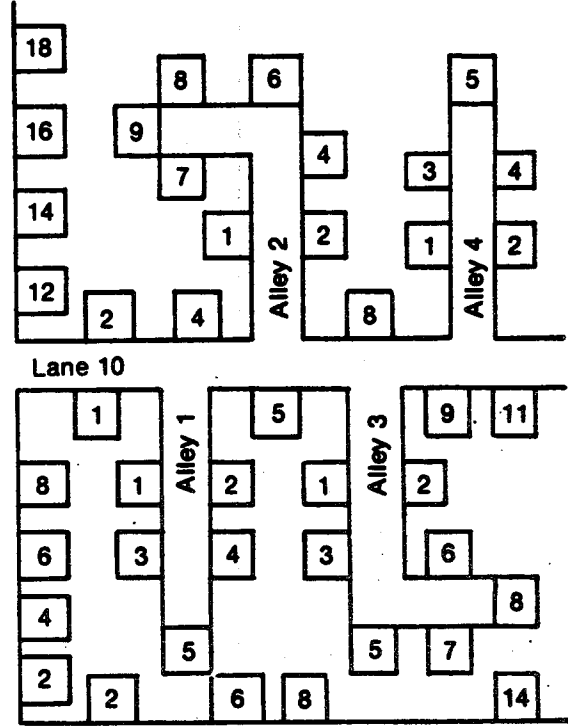
Sānmín Road, Section 2



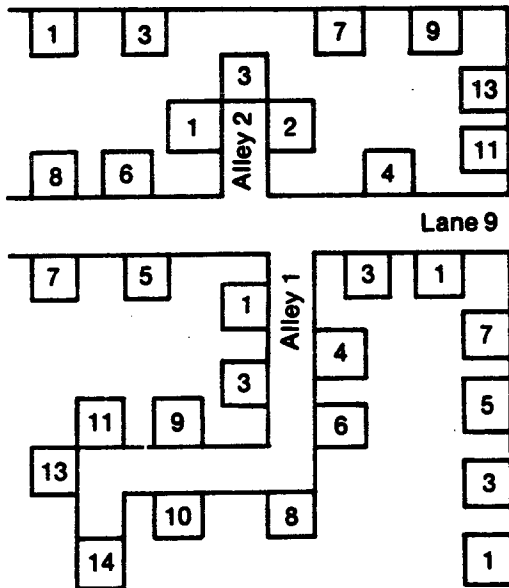


Sānmín Road, Section 1

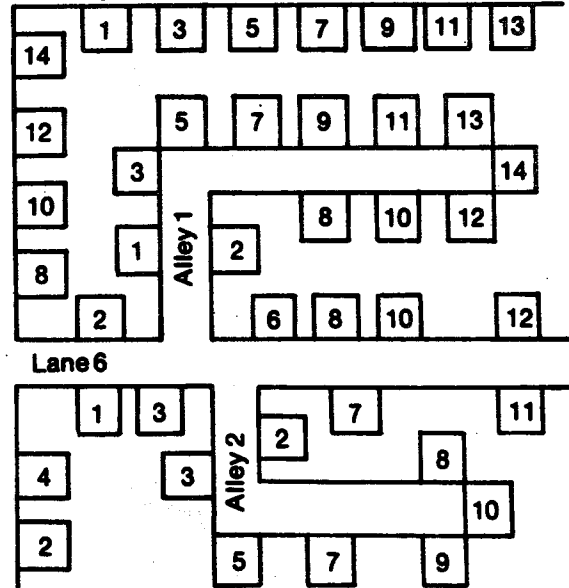
Dāyā Street, Section 2




Sānmín Road, Section 2



Dāyā Street, Section 1





VOCABULARY

		<u>Module & Unit</u>
a'	Oh!	3.4
ǎi	to be short (of stature)	3.3
-bǎ	(counter for things with handles)	3.3
bái	to be white	
-bǎi	hundred	3.5
Bǎihuò Dàlóu	(name of a department store in Běijīng)	4.3
bǎihuò gōngsī	department store	4.3
bàn	half	3.6
bān jiā	to move one's residence	4.4
bàngōngshì	office	4.4
bànshìchù	office	4.2
bànyè	midnight	3.6
bào (yí fèn)	newspaper	3.1
bào zhǐ (yí fèn)	newspaper	3.1
-bēi	a cup of	4.4
běi	north	4.2
běibian(r)	north side	4.2
-běn	volume (counter for books and magazines)	3.1
bǐ (yí zhī)	pen	3.1
-bì	currency	3.5
-bian(r)	side, edge (used in place words)	4.2
biǎo	watch (timepiece)	4.3
biérén (biéren)	another person, someone else	4.5
bīngxiāng	refrigerator	3.4
bú kèqǐ	you're welcome	3.5
càishìchǎng	market	4.2
cāntīng	dining room	4.4
cèsuǒ	toilet	4.4
chà	to lack	T&D 4
chábēi	teacup	3.4
cháng	to be long	3.3
chāo	to, towards	4.3
chá yè	tea leaves, tea (the prepared leaves)	3.4

Module & Unit

chū	to go out, to exit	4.2
chūlai	to come out	4.3
chūqu	to go out	4.3
cóng	from	4.1
cóng	through, via	4.2*
cuò	to make a mistake, to be wrong	4.5
dà	to be large	3.2
dàgài	probably	4.5
dài	to wear (glasses, gloves, a watch, jewelry, etc.)	4.3
dài biǎo	to wear a watch	4.3*
dàjiē	boulevard	4.3
dǎlóu	building (multistoried)	4.3
dǎmén(r)	main entrance, main gate	4.3, 4.5
dào	to, towards	4.1
-dào	route, path	4.5
dàren	adult	3.2
-de	(marker of modification)	3.2
děi	must	3.6
děng	to wait	3.6
děngyiděng	to wait a moment	3.6
dì-	(used in forming ordinal numbers [i.e., <u>dìyī</u> , "the first"; <u>dìèr</u> , "the second"])	NUM 4
-diǎn	(counter for hours on the clock)	3.6, T&D 3
diǎn(r)	a little, some	3.2
diànshàn	electric fan	3.5
diànshì	television	3.5
diàntī	elevator	4.4
diǎnxin (yíkuài)	pastry, snack	3.2
diànyǐng(r)	movie, film	4.2
dìfang	a place	3.4
dītǎn (yìzhāng)	rug	3.4
dìtú (yìzhāng)	map	3.1
dǐxia	the underneath, underneath	4.3
dìxià	underground	4.5
dìxià xíng rén dào	pedestrian underground walkway	4.5
Dìyī Gōngsī	the First Company (department store in Taipei)	3.4
dōng	east	4.2
dōngběi	northeast	4.2*
dōngbian(r)	east side	4.2
Dōngdān	a neighborhood in Běijīng	4.2
dōngnán	southeast	4.2*

dōngxi	thing	3.1
duǎn	to be short	3.3
-duàn	section, block	4.5
duì	to be correct	4.1
duìbuqǐ	I'm sorry, excuse me	3.1
duìmiàn(r)	across from, opposite, facing	4.4
duō	to be many	3.4
duó yuǎn	how far	4.3
duōshao	how much, how many	3.1
Eng	um, mm, uh-huh (actually pronounced like <u>ng</u> or <u>mm</u>)	3.3
fāngbiàn (fāngbian)	to be convenient	4.1
fānguǎnr	restaurant (Beijing)	4.1
fānguǎnzi	restaurant (Taiwan)	4.1
fāngzi	house	4.1
fānwǎn	rice bowl	3.4
fēiji	airplane	T&D 4
fēizào (yíkuài)	soap	3.2
-fēn	minute	T&D 3
-fēn	cent	3.2
-fèn(r)	copy (counter for magazines or newspapers)	3.1
fùjìn (fùjìn)	area, vicinity	3.1 4.2
gāo	to be tall	3.3
gāoxìng	to be happy	3.3
gěi	to give	3.2
gěi	for	3.5
gēn	with	4.3
gōngsī	company	3.4
gōngxiāo hézuòshè	marketing and supply cooperative (PRC)	3.2, 4.2
gōngyuán	park	4.2
gòu	to be enough	4.2
guǎi	to turn	4.3
guān	to close	3.6
guān mén	to close (for the business day); to close down, to go out of business	3.6
<u>Guāngmíng Rìbào</u>	<u>The Guāngmíng Daily</u>	3.2
<u>Gùgōng Bówuyuán</u>	<u>Palace Museum</u>	4.2

guì	to be expensive	3.3
guò	past the hour	T&D 4
guò	to cross, to pass	4.5
hái	also, additionally	3.2
hái bù yíqǐng	not yet certain	4.1°
hàishí	or	3.3
Hàn-Rì zìdiǎn	Chinese-Japanese dictionary	4.3°
Hàn-Yīng zìdiǎn	Chinese-English dictionary	3.1
hǎo	to get better	3.3
hǎokàn	to be good looking, to look nice	3.3
hēi	to be black	3.3
Héping Dōnglù	Héping East Road	4.5°
hōng	to be red	3.3
hòu	back	4.4
hòubian(r)	back side	4.4°
huá	glorious; abbreviation for China	4.1°
Huáměi Kāfēitīng	Huáměi Coffeehouse	4.1
huàn	to change, to exchange	3.5
huáng	to be yellow, to be brown	3.3
huāpíng	(flower) vase	3.3
huàxué	chemistry	3.1
húf	the opposite direction, back	4.5°
hútong (hútōngr)	narrow street, lane (Beijing)	4.5
jǐ- (jǐ-)	a few	4.3
jiā	plus; to add	NUM 4
jiāli	household	3.4
jiàn	to meet	3.6
-jiàn	piece (counter for pieces of clothing)	4.3°
jiào	to be called, to be given-named	4.3°
jǐdiǎn zhōng	what hour, what time	3.6, T&D 3
jǐge (jǐge)	several	4.3
jǐlóu	what floor	4.4
-jīn	catty (1.1 pound)	3.2
jīngguo	by way of, via; to pass through	4.1°
jìn	to be close, to be near	4.1, 4.3
jìn	to enter	4.4
jiù	right, immediately, exactly (with reference to space)	3.1°
jiù	to be old, to be used, to be worn	3.1°, 3.3

Module & Unit

jiù	immediately (with reference to time)	3.6
jiù	then	4.1
júzi	oranges, tangerines	3.2
kāfēitīng	coffeehouse	4.1
kāi	to open	3.6
kāi mén	to open (for the business day); to open for business	3.6
kāi xué	to begin school	4.1
kāishǐ	to start, to begin	3.6
kàn	to read, to look at, to visit	3.3
kàn	to think (hold an opinion)	3.3
kānjian	to see	4.4
-kè	quarter of an hour	T&D 3
kěshi	but	3.4
kéyi	may, can, to be permitted to; to be all right, to be okay, to be feasible, to be possible	3.6, 4.3
-kuài	dollar	3.1
-kuài	a piece (counter)	3.2
lán	to be blue	3.3
lǎo	to be old	3.3
lǎojià	excuse me (Běijīng)	4.3
-lǐ (lǐ)	inside, in	4.2
lí	from, apart from	4.3
Lǐbàirì	Sunday	T&D 3
lǐbian(r)	inside	4.2
lǐfǎ (lǐfà)	to cut hair	4.4
lǐfǎde dìfang (-fà-)	a place where hair is cut	4.4
-lòng (-nòng)	alley	4.5
-lóu	floor, story of a building	4.4
loutī	stairs	4.4
lǜ	to be green	3.3
lùběi	north side of the street	4.3
lùdōng	east side of the street	4.3
lùkǒu(r)	intersection	4.1
lùnán	south side of the street	4.3
lùxī	west side of the street	4.3
lǚxíng zhīpiào (yìzhāng)	traveler's check	3.5

Module & Unit

máfan ni	sorry to bother you	3.5
mǎi	to buy	3.1
mài	to sell	3.1
mǎimai	business	3.2
mámahūhū	so-so, fair	3.6
-máo	dime	3.2
měi	to be beautiful	4.1
méi shenme	it's nothing	3.6
Měijīn	U.S. currency	3.5
mén(r)	door	3.6
mén(r)	gate	4.5
ménkǒu(r)	doorway, gateway, entrance	4.5
nǎ-	which	4.5
nà	well, then, in that case	4.2 [*] , 4.4 [*]
nǎbian	which side, where	4.4
nàbian	that side, there	4.4
nǎge	which	4.4 [*] , 4.5
nàge	that	4.4 [*] , 4.5
nán	south	4.2
nánbian(r)	south side	4.2
Nánjīng Dōnglù	Nánjīng East Road	4.2
Nánjīng Xīlù	Nánjīng West Road	4.2
nánkàn	to be ugly	3.3
nàxie	those	3.4
nǎibian(r)	which side, where	4.4
nàibian(r)	that side, there	4.4
nèixie	those	3.4
niàn	to be pronounced as, to be read as	4.3 [*]
niánqīng	to be young	3.3
-nòng (-lòng)	alley	4.5
páijiǎ	exchange rate (currency)	3.5
pángbiān(r)	beside, next to, alongside of	4.3
pánzi	plates	3.4
pánziwǎn	dishes	3.4
piányi	to be inexpensive, to be cheap	3.3
piàozi	bills (currency)	3.6
píjiǔ	beer	3.2
-píng	bottle (counter)	3.2
píngguǒ (píngguo)	apple	3.2
pùzi	shop, store (Běijīng)	4.1

Module & Unit

qiān	one thousand	3.6, NUM 6
qián	money	3.1
qián	front, ahead	4.4
qiáo	bridge	4.5
qǐng	please	3.2
qìshuǐ	soda, carbonated soft drink	3.2
qù	to go	4.1
ránhòu	afterwards, after that	4.1
rè	to be hot	4.2
rénmín	people	3.5
<u>Rénmín Huàbào</u>	<u>The People's Pictorial</u>	3.2
<u>Rénmín Rìbào</u>	<u>The People's Daily</u>	3.2
Rénmínbì	People's currency, Rénmínbì, RMB (PRC)	3.2, 3.5
rènshi	to recognize, to know	4.1
Rì-Hàn zìdiǎn	Japanese-Chinese dictionary	4.3
shàng	to go up	4.4
shàng lóu	to go upstairs	4.4
shàng lóu (qu)	to go upstairs	4.4
shàngbian(r)	the upper surface, above	4.3
shāngdiàn	shop, store	4.1
shàngwǔ (shàngwu)	forenoon, morning	3.6, T&D 4
shénme (shenme)	anything	3.2
shénme dìfang	where, what place	3.4
shénme shíhou	when, what time	3.6
shì	matter, affair, business	4.5
shì bu shi...	is it..., is it so that...	3.5
shōu	to accept, to receive	3.5
shǒubiǎo	wristwatch	3.5
shōuyīnjī	radio	3.5
shū (yìběn)	book	3.1
shūdiàn	bookstore	4.1, 4.3
shūjiàzi	bookcase	3.4
shuō	to speak, to speak (a language); to say that	4.5
shùxué	mathematics	3.1
tài	too (excessive)	3.3
Táibì	Taiwan currency (NT\$)	3.6
<u>Táiwān Wéntán</u>	<u>Taiwan Literary Magazine</u>	3.1

táng	candy, sugar	3.6°
-táng	(counter for class periods)	3.6°
tiānqiáo	pedestrian overpass	4.5
-tiáo	(counter for long, winding things)	4.5
-tóu	one of two ends of something	4.4°
wàibian(r)	outside	4.2
wàn	ten thousand	NUM 6
wàng	to forget	4.4°
wàng (wǎng)	to, towards	4.1
Wǎngfǔjǐng Dàjiē	Wǎngfǔjǐng Boulevard (Běijīng)	4.2
wǎnshang	evening	3.6, T&D 4
wèn	to ask	4.5
xī	west	4.2
xià	to go down	4.4
xià lóu	to go/come downstairs	4.4
xià lóu (lái)	to come downstairs	4.4°
xiàbian(r)	the bottom side, the under surface	4.3
xiān	first; ahead of time, beforehand	4.1
xiǎng	to think that; be thinking of (doing); to want to, would like to	3.1
xiàng	towards	4.1
xiàng	lane	4.5
xiǎngyixiǎng	to think it over	3.1
xiānzài	now	T&D 3
xiǎo	to be small	3.2
xiǎoháizi	child	3.2
xiǎomàibù	variety shop	4.2
xiǎoxué	elementary school	4.1°, 4.2
xiǎwǔ (xiǎuwu)	afternoon	3.6, T&D 4
xīběi	northwest	4.2
xībian(r)	west side	4.2
-xie (-xiē)	(counter for an indefinite plural number of things)	3.4
xǐhuan	to like	3.4
xīn	to be new	3.1°, 3.3
xīnán	southwest	4.2
xíng	to be all right	3.6
Xīngqīrì	Sunday	T&D 3
xíng rén	pedestrian	4.5

Module & Unit

Xīnhuá Shūdiàn	New China Bookstore (PRC)	4.3
Xīnhuá Zìdiǎn	New China Dictionary	3.2
xīshǒujiān	washroom	4.4
xuéxiào	school	4.1
yánsè	color	3.4
yào	to want	3.2
yàoshi	if	4.4
yèli	at night	3.6, T&D 4
yìbēi	one cup of (counter)	4.4
yíge	a, an	4.3
yígòng	altogether	3.1
yǐhòu	after	4.2
Yīng-Hàn zìdiǎn	English-Chinese dictionary	3.1
yǐqián	before	4.2
yīshang (yíjiàn)	clothing	4.3
yìzhí	straight	4.1
yǐzi (yǐbǎ)	chair	3.4
yòu	right (direction)	4.1
yǒu(de) shíhou	sometimes	3.6
yòubian(r)	right side	4.2
yǒude	some	3.4
Yǒuyì Shāngdiàn (-yí)	Friendship Department Store (Běijīng)	3.5, 4.2, 4.3
yuán	garden	4.2
yuǎn	to be far	4.3
yuǎn	hall	4.2
yǔsǎn (yǐbǎ)	umbrella	3.3
zài	then (in commands)	4.1
zàijiàn	good-bye	3.2
zǎo	to be early	4.3
zǎochen (zǎochén)	early morning	3.6
zǎoshang (zǎoshàng)	morning	3.6, T&D 4
zāzhǐ (yìběn)	magazine	3.1
zěnmē	how	3.5
zěnmeyàng	how (someone or something) is; how is...?	3.3
-zhāng	(counter for flat things: tables, paper, pictures, etc.)	3.1
zhǎo	to give change	3.2
zhǎo	to look for	4.5
zhè-	this	4.5
zhèbian	this side, here	4.5
zhège	this	4.4, 4.5

zhèibian(r)	this side, here	4.4
zhèixie (zhèxie)	these	3.4
zhēn	really	3.3
-zhī	(counter for straight, stick-like objects)	3.1
zhǐ (yìzhāng)	paper	3.1
zhīdao	to know	4.1
zhīpiào (yìzhāng)	check (e.g., banker's or personal)	3.5
zhōng	clock	3.5
zhōng	o'clock	3.6, T&D 3
<u>Zhōngguó Wénxué Shǐ</u>	<u>History of Chinese Literature</u>	3.1, 4.1
zhōngjiān(r)	the middle, in between	4.3
(zhōngjiānr)		
Zhōngshān Běilù	Zhōngshān North Road	4.5
zhōngwǔ (zhōngwu)	noon	3.6, T&D 4
zhōngxué	middle school (equal to junior and senior high school)	4.2
zhuǎn	to turn	4.3
zhuōzi (yìzhāng)	table	3.4
zì	character (of Chinese writing)	4.3
zìdiǎn (yìběn)	dictionary	3.1
zǒu	to leave	T&D 4
zǒu	to go	4.1
zǒu dào	to walk to	4.3
zǒu dào tóu	to walk to the end (of something)	4.4
zǒucùò le	to have gone the wrong way	4.5
zǒuguò le	to have walked past	4.5
zǒuláng	corridor	4.4
zǒuzhe	walking	4.3
zǒuzou	to take a walk	4.2
zuǐ hǎo	it would be best that	4.2, 4.5
zuǒ	left (direction)	4.1
zuò	to ride, to go by, to take (a conveyance)	4.4
zuò mǎimai	to do business	3.2
zuǒbian(r)	left side	4.2